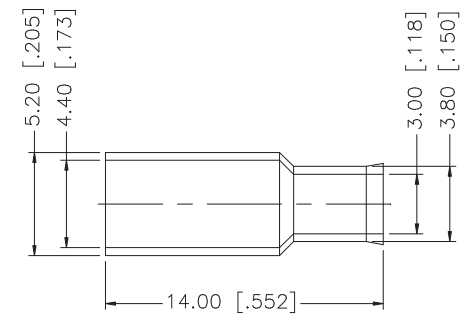
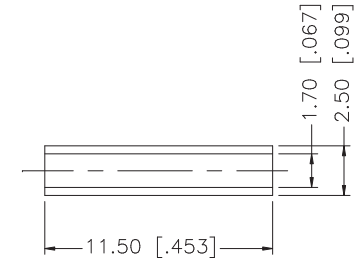
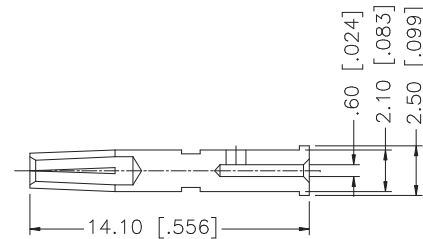
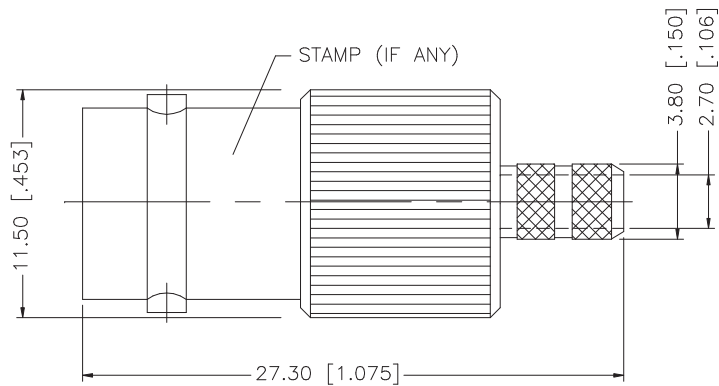
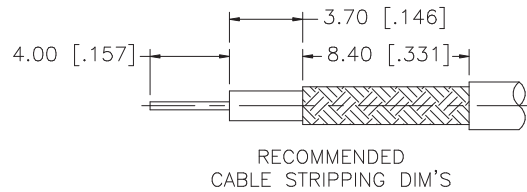


REV.	DATE	DESCRIPTION
B	04/04/03	UPDATE DRAWING FORMAT



CRIMP NOTES:

1. CRIMPED FERRULE  
HEX CRIMP SIZE .178"
2. CRIMPED CONTACT PIN  
HEX CRIMP SIZE .068"

8				
7				
6				
5	FERRULE	BRASS	NICKEL	1
4	SLEEVE	DELTRIN	NATURAL	1
3	CONTACT PIN	PHOS. BRONZE	GOLD	1
2	INSULATOR	DELTRIN	NATURAL	1
1	HOUSING/BODY	BRASS	NICKEL	1
	DESCRIPTION	MATERIAL	FINISH	QTY

UNLESS OTHERWISE SPECIFIED DIMENSIONS ARE IN MILLIMETERS. DIMENSIONS IN [ ] ARE IN INCHES AND FOR CUSTOMER REFERENCE ONLY.

UNLESS OTHERWISE SPECIFIED TOLERANCES FOR MILLIMETERS ARE:  
0.5 - 8mm ± 0.20mm  
8 - 30mm ± 0.40mm  
30 - 120mm ± 0.50mm

UNLESS OTHERWISE SPECIFIED TOLERANCES FOR INCHES ARE:  
.020 - .315 = ± 0.007"  
.315 - 1.180 = ± 0.015"  
1.180 - 4.724 = ± 0.020"

DO NOT SCALE DRAWING

APPROVALS	DATE
DRAWN G.R.S.	04/04/03
CHECKED	
ISSUED	
SHEET 1 OF 1	
CAD FILE	C:/112/112160.DWG

# Amphenol Connex

PART DESCRIPTION

BNC CRIMP JACK  
(FOR RG-174/U, 188A/U, 316/U CABLE)

PART NO.

112160

DWG. NO.

112160.DWG

REV. B

SIZE A

SCALE NA