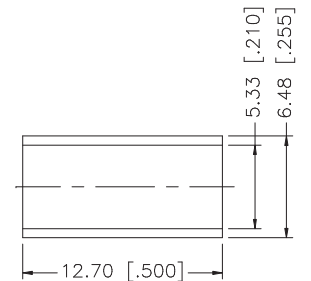
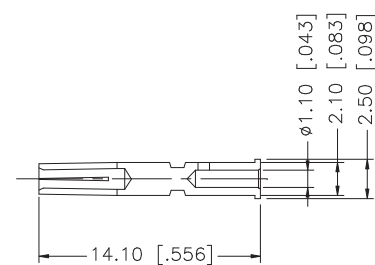
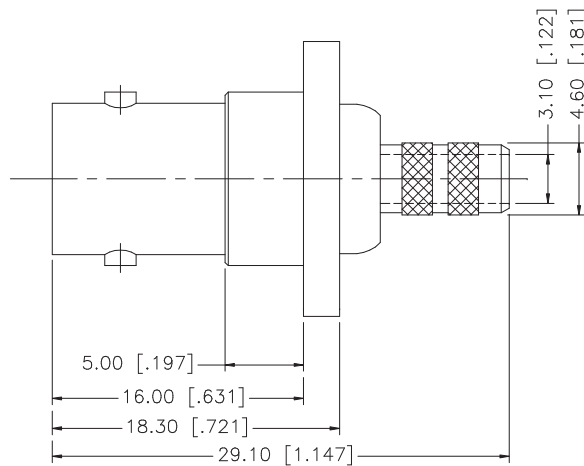
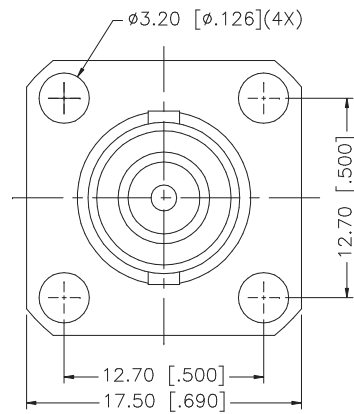
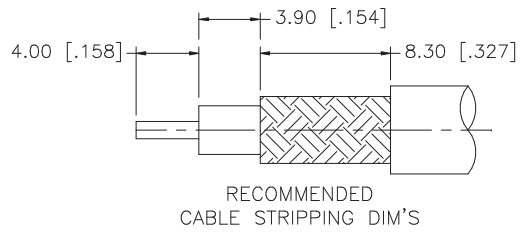


REV.	DATE	DESCRIPTION
NC	07/13/05	INITIAL RELEASE



NOTE:

1. CRIMPED FERRULE HEX  
CRIMP SIZE .213"
2. CRIMPED CONTACT PIN  
HEX CRIMP SIZE .068"

REV.	DATE	DESCRIPTION
NC	07/13/05	INITIAL RELEASE

8																				
7																				
6																				
5																				
4	FERRULE	COPPER	NICKEL	1																
3	CONTACT PIN	PHOS. BRONZE	GOLD	1																
2	INSULATOR	TEFLON	NATURAL	1																
1	BODY	BRASS	NICKEL	1																
	DESCRIPTION	MATERIAL	FINISH	QTY																

UNLESS OTHERWISE SPECIFIED DIMENSIONS ARE IN MILLIMETERS. DIMENSIONS IN [ ] ARE IN INCHES AND FOR CUSTOMER REFERENCE ONLY.				APPROVALS	DATE	<h1>Amphenol Connex</h1>
UNLESS OTHERWISE SPECIFIED TOLERANCES FOR MILLIMETERS ARE: 0.5 - 8mm ± 0.20mm 8 - 30mm ± 0.40mm 30 - 120mm ± 0.50mm				DRAWN G.R.S.	07/13/05	
UNLESS OTHERWISE SPECIFIED TOLERANCES FOR INCHES ARE: .020 - .315 = ± 0.007" .315 - 1.180 = ± 0.015" 1.180 - 4.724 = ± 0.020"				CHECKED		
DO NOT SCALE DRAWING				ISSUED		
				SHEET 1 OF 1		
PART DESCRIPTION						
BNC PANEL CRIMP JACK (FOR RG-58/U, 141/U CABLE)						
PART NO. 112272						
DWG. NO. 112272.DWG						
REV. NC						
SIZE A						
SCALE NA						