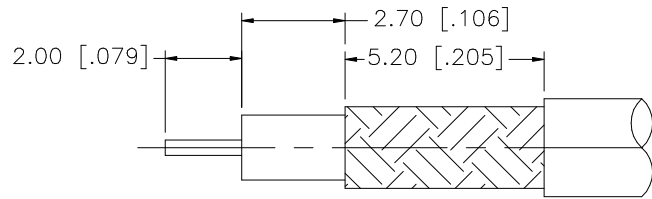
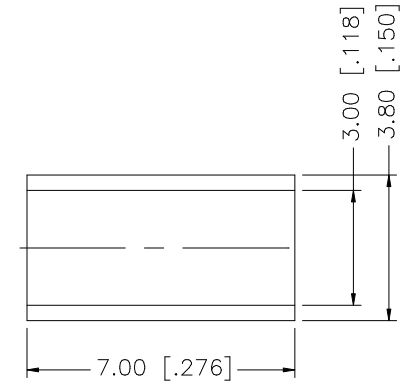
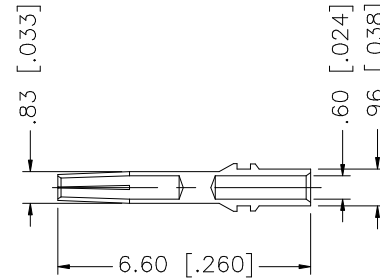
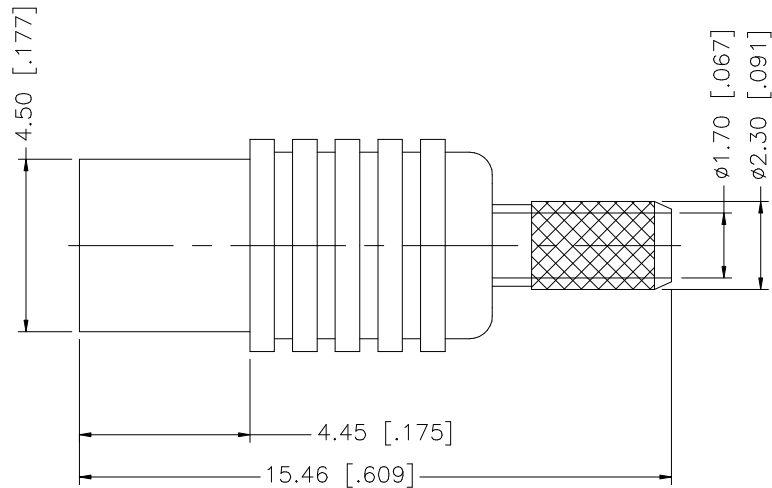


REV.	DATE	DESCRIPTION
NC	01/22/07	INITIAL RELEASE



RECOMMENDED CABLE STRIPPING DIMENSIONS



NOTE:

1. CRIMPED FERRULE HEX CRIMP SIZE .128"
2. CONTACT PIN TO SOLDER.

8				<small>UNLESS OTHERWISE SPECIFIED DIMENSIONS ARE IN MILLIMETERS. DIMENSIONS IN [ ] ARE IN INCHES AND FOR CUSTOMER REFERENCE ONLY.</small> <small>UNLESS OTHERWISE SPECIFIED TOLERANCES FOR MILLIMETERS ARE:</small> 0.5 - 8mm ± 0.20mm 8 - 30mm ± 0.40mm 30 - 120mm ± 0.50mm <small>UNLESS OTHERWISE SPECIFIED TOLERANCES FOR INCHES ARE:</small> .020 - .315 ± ± 0.007" .315 - 1.180 ± ± 0.015" 1.180 - 4.724 ± ± 0.020"	APPROVALS	DATE	<h1 style="color: blue;">Amphenol Connex</h1>		
7					DRAWN	G.R.S.		01/22/07	PART DESCRIPTION MCX CRIMP JACK (FOR 179/U, 179A/U, 179B/U, 187A/U)
6					CHECKED				
5					ISSUED				
4	FERRULE	COPPER	GOLD		1	SHEET		1 OF 1	
3	CONTACT PIN	BER. COPPER	GOLD	1	CAD FILE	C:/252/252139-75.DWG	DWG. NO. 252139-75.DWG REV. NC SIZE A SCALE NA		
2	INSULATOR	TEFLON	NATURAL	1					
1	BODY	BRASS	GOLD	1					
	DESCRIPTION	MATERIAL	FINISH	QTY	DO NOT SCALE DRAWING				