REV.	DATE	DESCRIPTION
A	09/04/01	INCREASE FERRULE LENGTH TO 9.5 [.374]
B	04/31/03	UPDATE DRAWING FORMAT

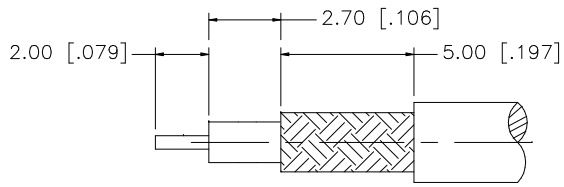

RECOMMENDED CABLE
STRIPPING DIMS.

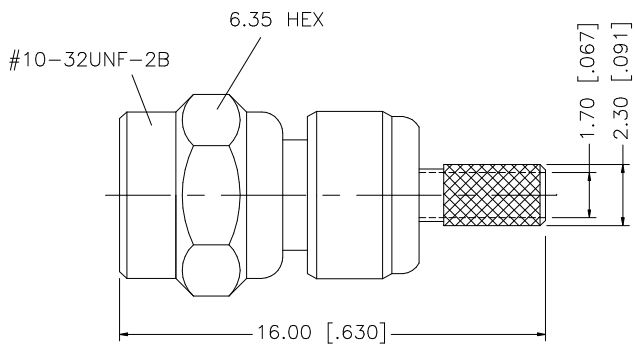

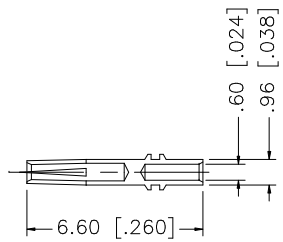

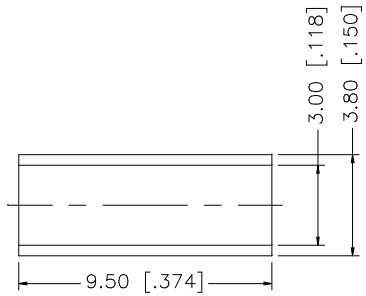

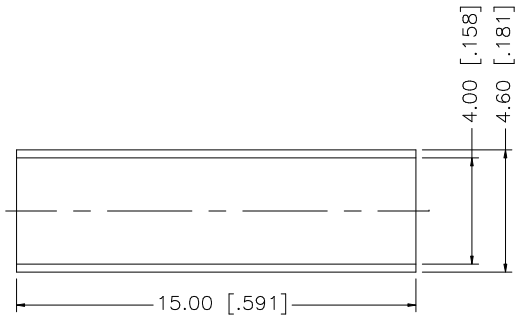

CRIMP NOTES:

1. CRIMPED FERRULE
   HEX CRIMP SIZE .128"
2. CONTACT PIN TO SOLDER

	DESCRIPTION	MATERIAL	FINISH	QTY
8				
7				
6				
5	HEAT SHRINK TUBE		BLACK	1
4	FERRULE	COPPER	NICKEL	1
3	CONTACT PIN	BER. COPPER	GOLD	1
2	INSULATOR	TEFLON	NATURAL	1
1	BODY	BRASS	NICKEL	1

UNLESS OTHERWISE SPECIFIED DIMENSIONS ARE IN MILLIMETERS. DIMENSIONS IN [ ] ARE IN INCHES AND FOR CUSTOMER REFERANCE ONLY.

UNLESS OTHERWISE SPECIFIED TOLERANCES FOR MILLIMETERS ARE:
0.5 – 8mm ± 0.20mm
8 – 30mm ± 0.40mm
30 – 120mm ± 0.50mm

UNLESS OTHERWISE SPECIFIED TOLERANCES FOR INCHES ARE:
.020 – .315 = ± 0.007"
.315 – 1.180 = ± 0.015"
1.180 – 4.724 = ± 0.020"

DO NOT SCALE DRAWING

APPROVALS		DATE
DRAWN	G.R.S.	04/31/03
CHECKED		
ISSUED		
SHEET	1 OF 1	

CAD FILE C:/152/152100.DWG

Amphenol Connex

PART DESCRIPTION
SMC CRIMP PLUG
(RG-174/U, 188A/U, 316/U CABLE)

PART NO. 152100

DWG. NO. 152100.DWG | REV. B | SIZE A | SCALE NA