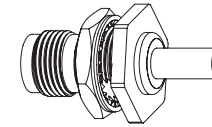
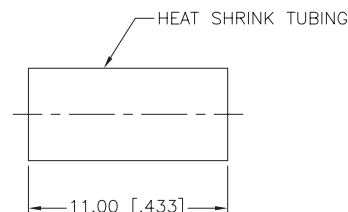
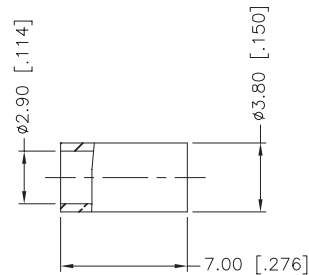
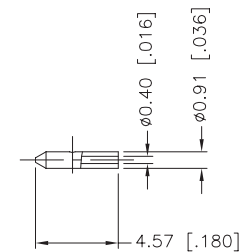
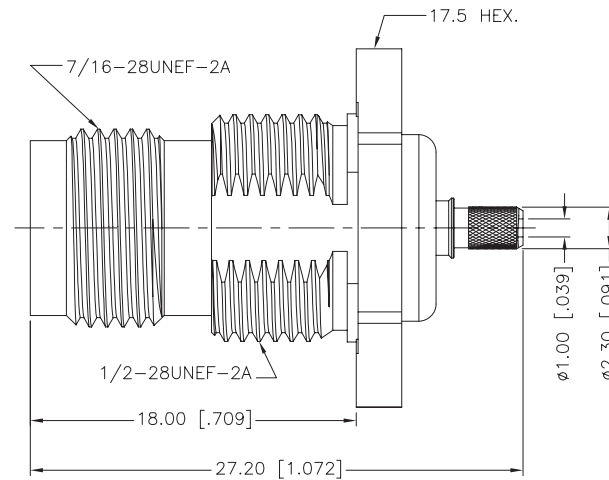
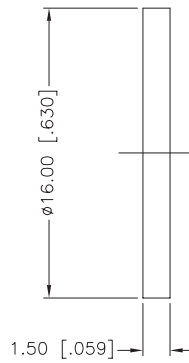
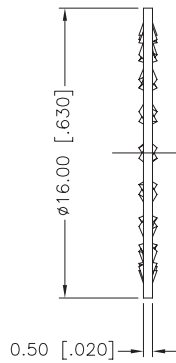
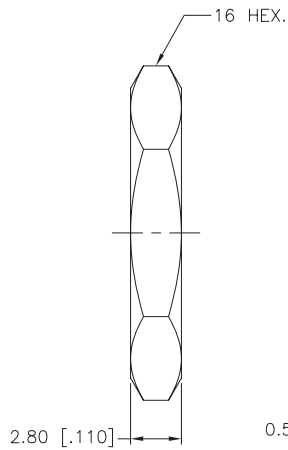


REV.	DATE	ECR NO.	DESCRIPTION
NC	02/23/10	XXXXXX	INITIAL RELEASE



SCALE 1.000



1. CRIMPED FERRULE
HEX CRIMP SIZE .128"
2. CRIMPED CONTACT PIN
SQ. CRIMP SIZE 0.7(mm)
3. MAX. PANEL THICKNESS=4.2mm

UNLESS OTHERWISE SPECIFIED DIMENSIONS ARE IN MILLIMETERS. DIMENSIONS IN [] ARE IN INCHES AND FOR CUSTOMER REFERENCE ONLY.

UNLESS OTHERWISE SPECIFIED TOLERANCES FOR MILLIMETERS ARE:
0.5 - 8mm ± 0.20mm
8 - 30mm ± 0.40mm
30 - 120mm ± 0.50mm

UNLESS OTHERWISE SPECIFIED TOLERANCES FOR INCHES ARE:
.020 - .315 = ± 0.007"
.315 - 1.180 = ± 0.015"
1.180 - 4.724 = ± 0.020"

DO NOT SCALE DRAWING

APPROVALS		DATE
DRAWN	K.LI	02/23/10
CHECKED		
ISSUED		
SHEET	1 OF 1	
CAD FILE	C:/CONNEX/122370-11.DWG	

Amphenol Connex

PART DESCRIPTION

TNC BULKHEAD CRIMP JACK IP-67 COMPLIANT
(FOR RG-178B/U, RG-196A/U CABLE)

PART NO.

122370-11

DWG. NO.

122370-11.DWG

REV. NC

SIZE A

SCALE NA

DESCRIPTION	MATERIAL	FINISH	QTY
3 CONTACT PIN	BRASS	GOLD	1
2 INSULATOR	PTFE	NATURAL	1
1 BODY	BRASS	NICKEL	1