

Satellite Navigation Fine Protector - Lightning Arrestor N Connectors

GPS - L1, L2, L5
Galileo, EGNOS
WASS, GLONASS



Features:

- ✦ Very Low Let-Through Voltage
- ✦ Frequency 1.15GHz – 1.61GHz
- ✦ Excellent RF Performance
- ✦ DC Pass for Amplified Antennas
- ✦ 30kA Surge Protection
- ✦ Bulkhead and/or Wire Grounding
- ✦ Rugged and Waterproof

RF Specifications

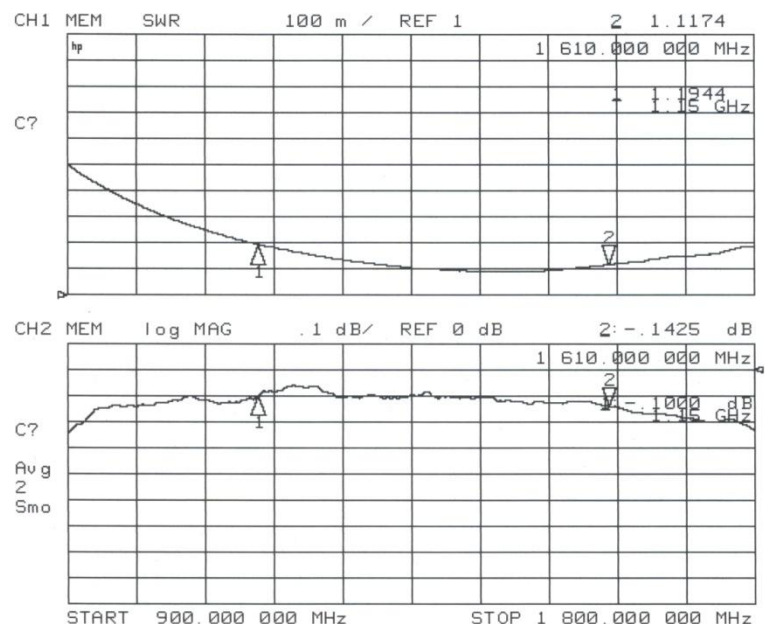
Frequency (GHz)	VSWR	Insertion Loss (dB)
1.15 - 1.61	1.10 typ	0.10 typ

- ✦ Nominal Impedance – 50Ω
- ✦ Through Current: 1.0 Amp
- ✦ RF Power: 30 watts

Transient Specifications

(1.2X50μs Voltage / 8X20μs Current waveform)

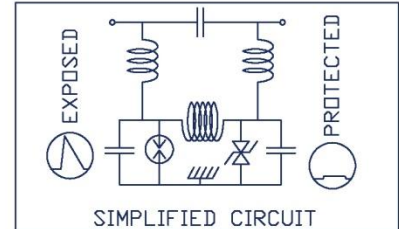
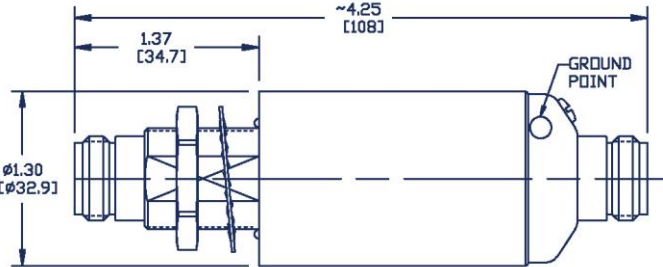
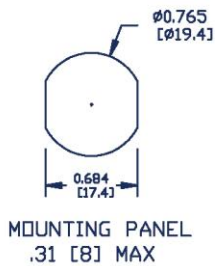
- ✦ Response Time: 10ns
- ✦ Maximum Transient (I_{max}): 30kA 1x
- ✦ Multiple Strike (I_N): 20kA 10x
- ✦ Let-through: see Voltage table below



Typical VSWR and Insertion Loss

Mechanical Specifications

Weight: 0.3lbs. [135g]



inches [mm]

Optional - Mounting bracket order P/N 750-0632-00

Material and Finish

Component	Material ^{1,2}	Finish
Outer Parts	Aluminum	Nickel
Center Contact	BeCu	Gold
Insulator	PTFE	-
Gasket	EPDM or SIL	-

¹ Special materials are available for extreme environments

² Tin plated ground wire is preferred

Voltage

Nominal Voltage ¹	Maximum Voltage ¹	Let Through Voltage ²	Voltage Code ³
+5V	+6.7V	+8V	P05
+12V	+15V	+18V	P12
+24V	+30V	+39V	P24
+48V	+55V	+80V	P48
-48V	-64V	-90V	N48

¹ Protector not suitable for opposite polarity voltage

² Clamping voltage

³ Use the voltage code in the part number

Environmental Specifications

Temperature Range	-40°C to +90°C
Salt Fog	MIL-STD-202 Method 101D / Condition B (35°C/48 hrs)
Immersion	MIL-STD-202 Method 104A / Condition A (65°C to 25°C w/NaCl – 2 cycles)
Moisture Resistance	MIL-STD-202 Method 106E (65°C/98% RH condensing/240 hrs)
Temperature Shock	MIL-STD-202 Method 107D / Condition B-1 (25 cycles -65°C to +125°C)
Life (Elevated Temperature)	MIL-STD-202 Method 108A / Condition A (96 hours at 100°C)
Dust and Waterproof Rating	IEC529 IP68 (dust-tight and water proof 24 hrs / 1 m)
Vibration	MIL-STD-202 Method 204D / Condition D (10Hz-2kHz 0.06"DA/20g)
Mechanical Shock	MIL-STD-202 Method 213 / Condition A (50g/11ms ~24")