

Power Divider, SMA

- Frequency: 2 – 8 GHz
- Power: 10 Watts (Forward)
2 Watts (Reverse)**
- Impedance: 50 Ohms
- Connectors: SMA Female

Part Number	Insertion Loss	Amplitude Balance	Phase Balance (Degrees)	VSWR	Isolation	Figure
XMAPD10-2-8-2S	≤0.6 dB	≤0.3 dB	≤3	≤1.30:1	≥18 dB	1
XMAPD10-2-8-3S	≤1.1 dB	≤0.9 dB	≤7	≤1.40:1	≥18 dB	2
XMAPD10-2-8-4S	≤1.2 dB	≤0.5 dB	≤5	≤1.45:1	≥18 dB	3
XMAPD10-2-8-8S	≤2.0 dB	≤1.5 dB	≤8	Out ≤1.40:1 IN ≤1.60:1	≥18 dB	4

FIGURE 1

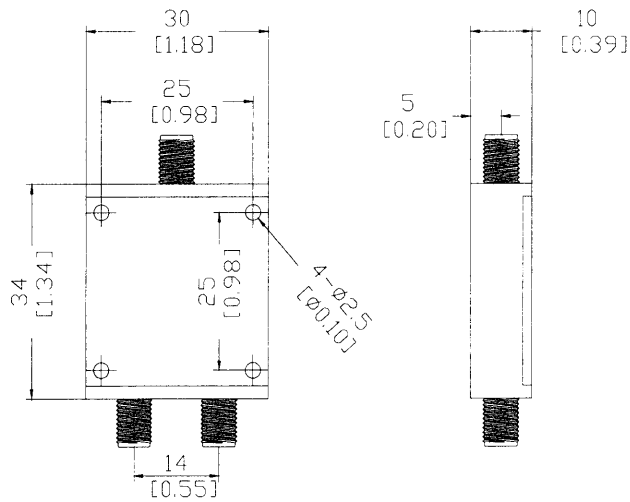


FIGURE 2

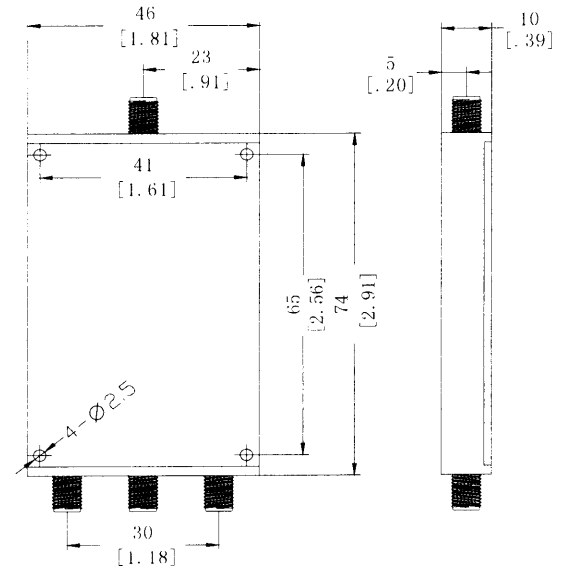


FIGURE 3

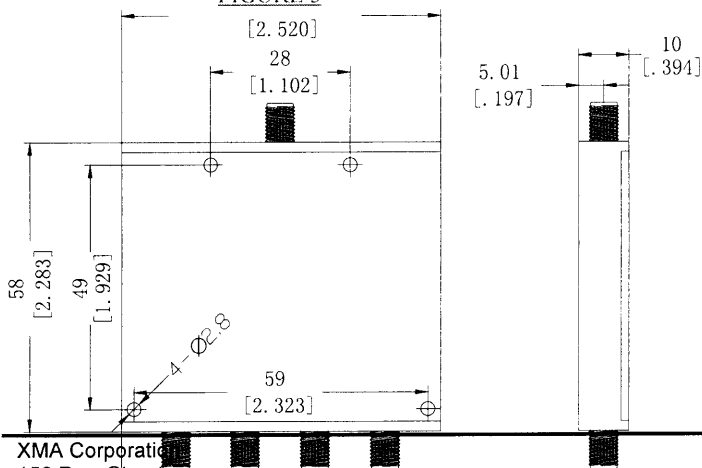


FIGURE 4

