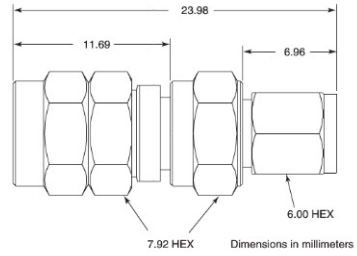
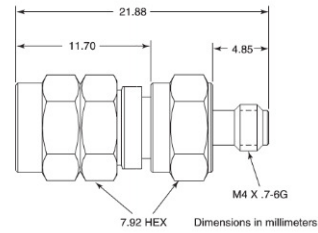


INSTRUMENTATION GRADE ADAPTERS

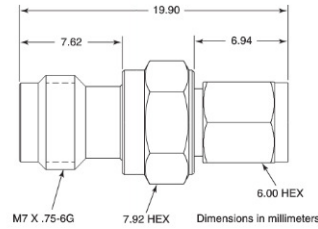
34 Series W to V DC to 65 GHz



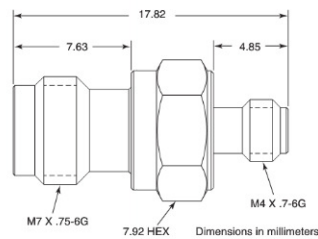
34WV50 outline



34WVF50 outline



34WV50 outline



34WVF50 outline

These 34 Series of precision adapters enable accurate measurement with W1 Connector® and V Connector® interfaces.

Precision adapter features

- Low SWR and insertion loss
- W1 and V Connectors®
- 50 Ω Impedance

Specifications

Model	Frequency Range (GHz)	Impedance (Ω)	Connectors	Insertion Loss	SWR
34WV50	DC to 65 GHz	50	W1(m) to V(m)	0.5 dB	1.22
34WV50	DC to 65 GHz	50	W1(f) to V(m)	0.5 dB	1.22
34WVF50	DC to 65 GHz	50	W1(m) to V(f)	0.5 dB	1.22
34WVF50	DC to 65 GHz	50	W1(f) to V(f)	0.5 dB	1.22

Ordering information

Please specify model/order number, name, and quantity when ordering.

Model/Order No.	Name
	Precision adapter
34WV50	DC to 65 GHz, 50 Ω, W1(m) to V(m)
34WV50	DC to 65 GHz, 50 Ω, W1(f) to V(m)
34WVF50	DC to 65 GHz, 50 Ω, W1(m) to V(f)
34WVF50	DC to 65 GHz, 50 Ω, W1(f) to V(f)