

**NOTES:**

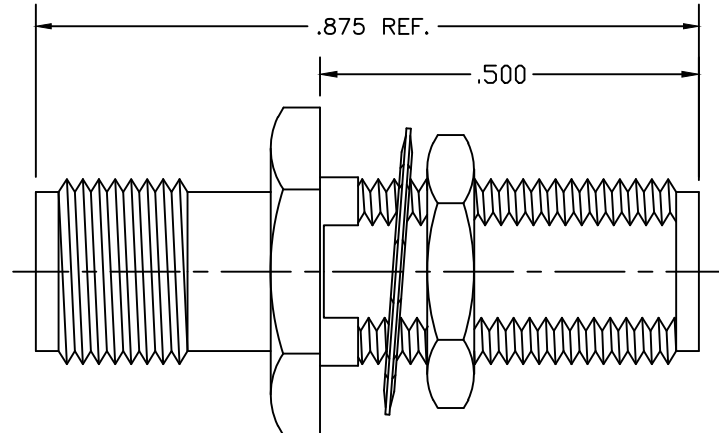
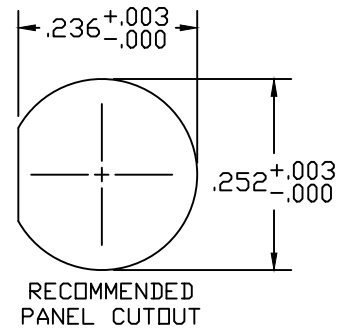
25-925-2000-91


**Materials:** SST. corrosion-resistant, Non Magnetic 303, per ASTM A484 and A582. Beryllium Copper per ASTM-B-196, QQ-C-530 Oxide-Noryl (tm), MIL-P-46129

**Finish:** Center Conductors, body, body components and solder components shall be plated per MIL-G-45204 Type II, Class 1 over Nickel plate per QQ-N-290.

**Frequency:** DC-40 GHz  
1.25 TO 40 GHz

**VSWP:**  
**Insertion Loss:**  $.05 \sqrt{\text{Frequency}}$



LTR	DESCRIPTION	DATE	APPR.	DRAWN <b>LMW</b>	CHECKED	USED ON	 SRI CONNECTOR GAGE CO. 751 NORTH DRIVE MELBOURNE FL. 32934			
-	REL	04/03		APPR.	SCALE	25-925-2000-91				
				UNLESS OTHERWISE SPECIFIED: 1. REMOVE ALL BURRS 2. BREAK ALL CORNERS & EDGES .005 R. MAX 3. CHAMFER 1st & LAST THREADS 45° 4. SURFACE FINISHED 32√ UNLESS OTHERWISE SPECIFIED. 5. DIAMETERS ON COMMON CENTERS TO BE CONCENTRIC WITHIN .002 T.I.R. 6. ALL DIMENSIONS ARE AFTER PLATING.		MATERIAL	TITLE			
				DIMENSIONS ARE IN INCHES TOLERANCES		FINISH	2.9mm JACK TO 2.9mm JACK BLKHD			
				DECIMALS	FRACTIONAL	ANGULAR	SIZE	FSCM NO.	SHEET	DWG. NO.
				.X ±.030		.X° ±1°0'	A	OHMO1	1	25-925-2000-91
				.XX ±.010	± 1/64	.X'X' ±15'				
				.XXX +.005						