

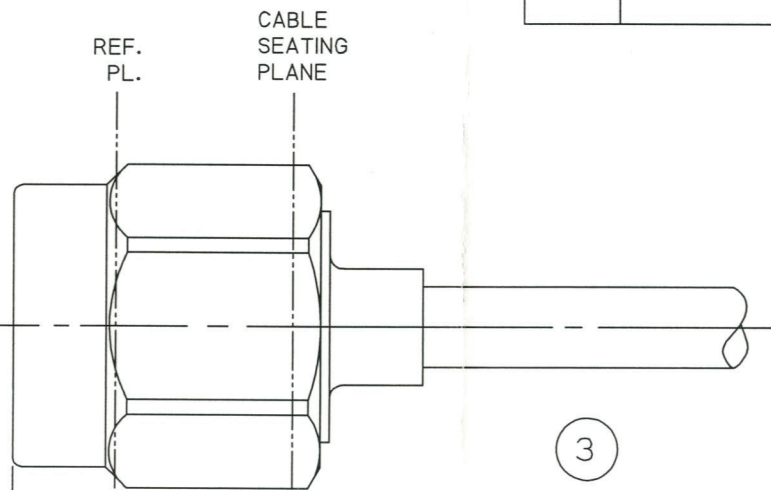
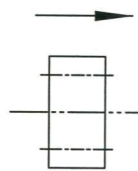
***** THIS DRAWING AND ITS CONTENTS ARE THE SOLE PROPERTY OF PRECISION CONNECTOR INC. AND ARE SUBJECT TO CHANGE WITHOUT NOTICE UNLESS OTHERWISE SPECIFIED *****

REV.	DESCRIPTION	DATE	BY	APPVD
A	INITIAL RELEASE	07/09/07	MJK	MJK
B	REVISED COUPLING NUT VIEW	08/14/07	MJK	MJK

4. SLIP DIELECTRIC BEAD OVER CONTACT AND PRESS INTO BODY USING PCI FUNNEL TOOL 450004 AND PLUNGER 450005.

REF. STORM TEMPORARY P/N PT-0191

4

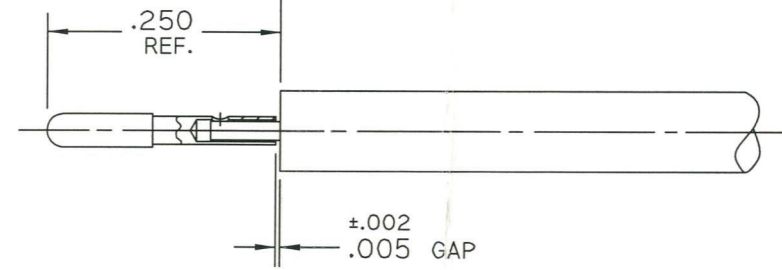


3. INSERT CABLE/CONTACT UNTIL SEATED AND SOLDER.

3


DISTANCE FROM END OF CABLE CENTER COND. TO REF. PL. IS .115 (REF.)

2



2. SOLDER CONTACT WITH GAP INDICATED.

1



1. TRIM CABLE JACKET AND DIELECTRIC TO DIMENSION SHOWN.



TOLERANCES UNLESS OTHERWISE SPECIFIED		DRAWN BY: MJK	DESC. ASSEMBLY INSTRUCTIONS. 2.92mm(SMK) PLUG FOR RG-405 CABLE				
.XX	± .02	DATE: 07/09/07	CAGE CODE	SCALE	SHEET NO.	DRAWING NUMBER	REV
.XXX	± .005		4MJR5	4:1	1 OF 1	3200-AI	B
.XXXX	± .0005						
ANGLES	± 2°						