

23-005-1559-30

MATERIALS:

- SST. CORROSION-RESISTANT, NON MAGNETIC 303, PER ASTM A484 AND A582
- BERYLLIUM COPPER PER ASTM-B-196, QQ-C-530
- REXOLITE 1422

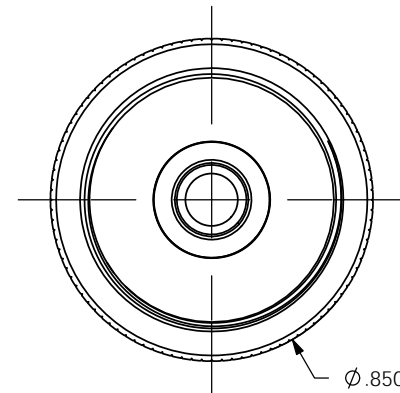
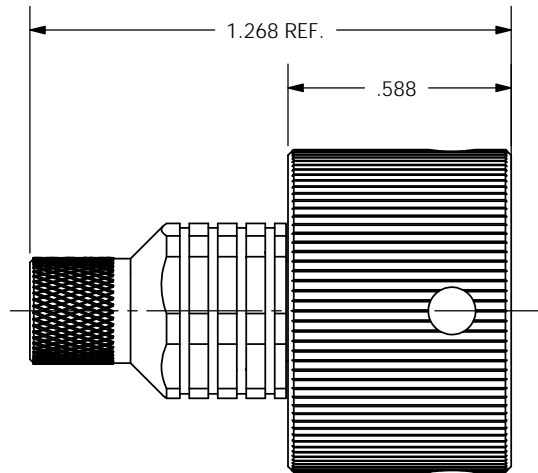
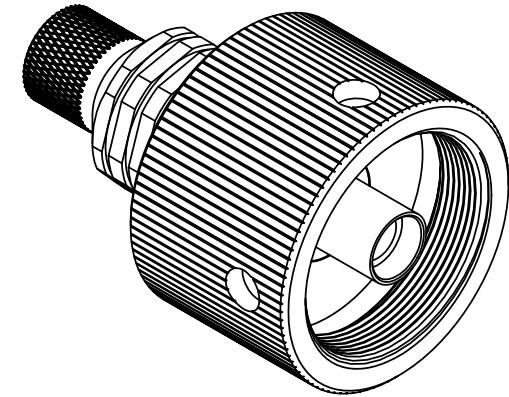
FINISH:


- CENTER CONDUCTORS, AND SOLDER COMPONENTS SHALL BE PLATED PER MIL-G-45204 TYPE II, CLASS 1 OVER NICKEL PLATE PER QQ-N-290.
- BODY AND COMPONENTS SHALL BE PASSIVATED PER ASTM A380

FREQUENCY: DC-34.5GHz

VSWR: 1.25 TO 34.5GHz

INSERTION LOSS: .05 SQT(F(GHZ)) DB



LTR	DESCRIPTION	DATE	APPR.	DRAWN LMW	CHECKED	USED ON 23-005-1559-30	 SRI CONNECTOR GAGE COMPANY 3950 DOW ROAD MELBOURNE FLORIDA 32934
-	REL	9/23/14		APPR.	SCALE NTS	MATERIAL	
				UNLESS OTHERWISE SPECIFIED: 1. REMOVE ALL BURRS 2. BREAK ALL CORNERS & EDGES .005 R. MAX 3. CHAMFER 1st & LAST THREADS 45° 4. SURFACE FINISHED 32 UNLESS OTHERWISE SPECIFIED. 5. DIAMETERS ON COMMON CENTERS TO BE CONCENTRIC WITHIN .002 T.I.R. 6. ALL DIMENSIONS ARE AFTER PLATING.			TITLE: 3.5mm JACK NMD TO SF-142B CABLE
				DIMENSIONS ARE IN INCHES TOLERANCES			FINISH
				DECIMALS	FRACTIONAL	ANGULAR	SIZE A
				.X ± .030 .XX ± .010 .XXX ± .005	± 1/64	X° ± 1° .X°X ± 15'	FSCM NO. OHM01
							SHEET 1
							DWG. NO. 23-005-1559-30