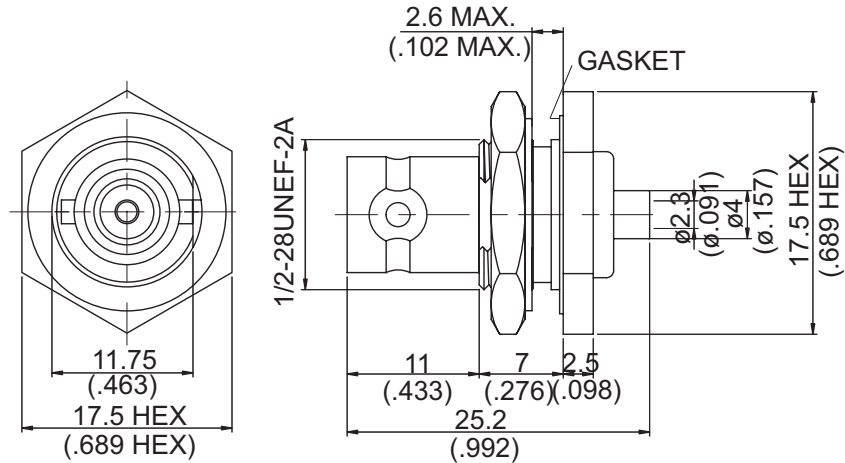
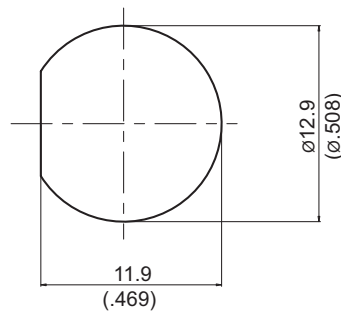


BNC8305-0085

BNC Jack Solder For Bulkhead 50Ω



MOUNTING HOLE :



Parts	Material	Plating (Micro-inch)
Contact Pin	Phosphor Bronze	Gold 3 Over Nickel 50 Over Copper 50
Hex Nut	Brass	Tin-Zinc-Copper-Alloy 100 Over Copper 50
Washer	Brass	Tin-Zinc-Copper-Alloy 100 Over Copper 50
Gasket	Silicon	
Barrel	Brass	Gold 5 Over Nickel 50 Over Copper 50
Insulator	Teflon	
Body	Brass	Tin-Zinc-Copper-Alloy 100 Over Copper 50

Weight: 15.07 g

Suitable Cables: Semi-rigid .085

This part number complies with RoHS.

Notice: JYEBAO reserves the right to make modifications deemed appropriate.

CABLE ASSEMBLY INSTRUCTION

BNC8305-0085

JYE BAO CO., LTD.

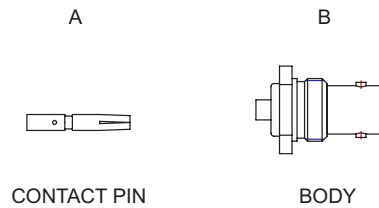


DIAGRAM	ASSEMBLY INSTRUCTION
<p>A diagram of a cable with a dimension line indicating a length of 4.0 [157] to be stripped from the end.</p>	<p>Step 1: STRIP AS SHOWN.</p>
<p>A diagram showing a cable with a 0.51MM gage being inserted into the center pin. The contact point is labeled 'Y'.</p>	<p>Step 2: PUT 0.51 MM GAGE IN PLACE, INSERT CABLE'S CENTER CONDUCTOR INTO CENTER PIN AND SOLDER IN "Y".</p>
<p>A cross-sectional diagram of the assembly process. It shows the cable being inserted into the body (B). A soldering fixture (ST-008) is used to hold the cable, and a locator tool (ST-011) is used to fix the connector. The soldering point is labeled 'X'.</p>	<p>Step 3: INSERT PREPARED CABLE INTO CONNECTOR BODY "B" AND USE SOLDERING FIXTURE "ST-008", INSERT TOOL "ST-009" AND LOCATOR TOOL "ST-011" TO FIX THE CONNECTOR. SOLDER IN "X".</p>

This part number complies with RoHS.

Notice: JYEBAO reserves the right to make modifications deemed appropriate.