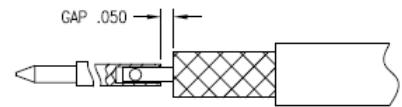
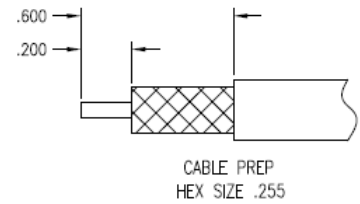
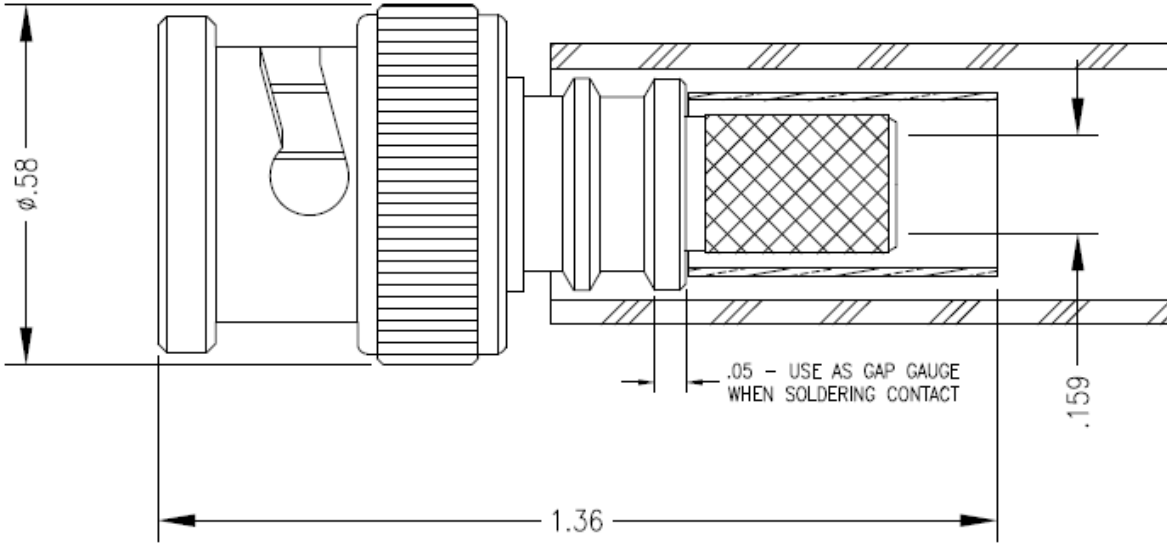


NOTICE OF PROPRIETARY RIGHTS THIS DOCUMENT CONTAINS CONFIDENTIAL TECHNICAL DATA, INCLUDING TRADE SECRETS, PROPRIETARY TO TIMES MICROWAVE SYSTEMS. DISCLOSURE OF THIS DATA IS EXPRESSLY CONDITIONED UPON YOUR ASSENT THAT ITS USE IS LIMITED TO USE WITHIN YOUR COMPANY ONLY. ANY OTHER USE IS STRICTLY PROHIBITED WITHOUT THE PRIOR WRITTEN CONSENT OF TIMES MICROWAVE SYSTEMS.

SYM	REVISION DESCRIPTION	DFTM	DATE	APPD	DATE
A	RELEASED FOR PRODUCTION	N. N. N	9/30/13	J. D. B.	10/11/13



BODY	CONTACT
ALBALOY	GOLD/NI

- | | | |
|--|--|-------------------------------|
| 1.0 PERFORMANCE | 2.0 MATERIALS | |
| 1.1 FREQUENCY RANGE: DC-4 GHz | 2.1 DIELECTRIC: PTFE | |
| 1.2 NOMINAL IMPEDANCE: 50 OHMS | 2.2 CONTACT: BRASS | |
| 1.3 DWV: 500 VRMS @ 60 Hz (SEA LEVEL) | 2.3 SPRING WASHER: BERYLLIUM COPPER | 3.0 FINISHES: SEE TABLE |
| 1.4 TEMPERATURE RANGE: -65°C TO +165°C | 2.4 CRIMP FERRULE: SOFT COPPER | |
| | 2.5 OTHER METAL PARTS: BRASS | 4.0 MECHANICAL |
| | 2.6 GASKET: SILICONE RUBBER | 4.1 INTERFACE PER MIL-STD-348 |
| | 2.7 HEAT SHRINK: POLYOLEFIN THICK WALL | |

MATERIAL:	UNLESS OTHERWISE SPECIFIED ALL DIMENSIONS ARE IN INCHES MACHINED SURFACES FINISH 63 RMS MAX. REMOVE ALL BURRS .004 MAX. BREAK MACHINE CORNERS .005 MAX. FILLET R. TOLERANCES ON DECIMALS . XX ± .01 . XXX ± .005 ANGLES ± 1° FRACTIONS ± 1/64	DFTM. N. N. N	TIMES MICROWAVE SYSTEMS
		DATE 9/30/13	
USED ON: B		CHKD. J. D. B.	TC-240-BM-X CONNECTOR ASSEMBLY BNCM for LMR-240
		DATE 10/11/13	
SCALE: NONE	DWG. SIZE A	APPD. J. D. B.	1 of 1 SD3190-2890 REV A
		DATE 10/11/13	