

Withwave's Board Edge SMA is connectors are specially designed for high frequency substrates to minimize electromagnetic transition effects from coaxial to Microstrip/CPW structure. We solve your performance and cost problems.



■ Features

- DC to 26 GHz
- Board Clearance : 0.6, 0.8, 1.0, 1.1, 1.2, 1.5, 1.6, 1.7, 2.1 & 2.3 mm
- Easy Installation on designed substrate

■ Application


- RFIC Chip set evaluation board
- High data rate ASIC and SoC evaluation module test
- Substrate Characterization

■ Specification

Scope	Items	Specification
Electrical	Freq. range	DC to 26 GHz
	Impedance	50 Ohm
	VSWR(Max)	1.20 : 1 (18 GHz) 1.30 : 1 (26 GHz)
Material	Connector type	SMA
	Body	Brass (gold plated)
	Contact	BeCu (gold plated)

* RoHS Compliant

Ordering Information

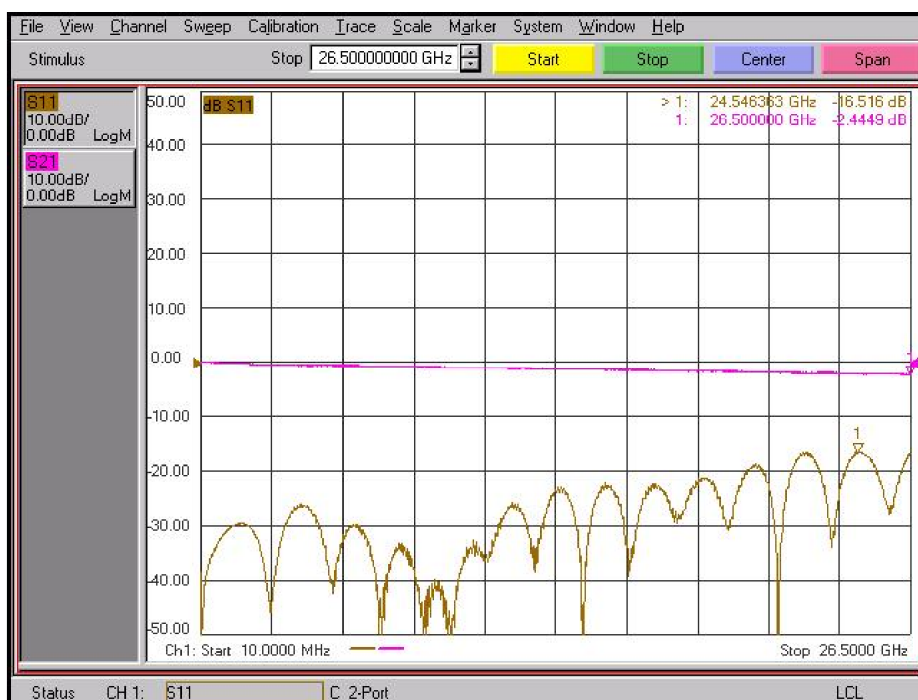


Board Clearance (T : mm)	Part No.
0.6	SM06FS006
0.8	SM06FS007
1.0	SM06FS008
1.1	SM06FS009
1.2	SM06FS010
1.5	SM06FS011
1.6	SM06FS012
1.7	SM06FS013
2.1	SM06FS014
2.3	SM06FS015

Measurement data

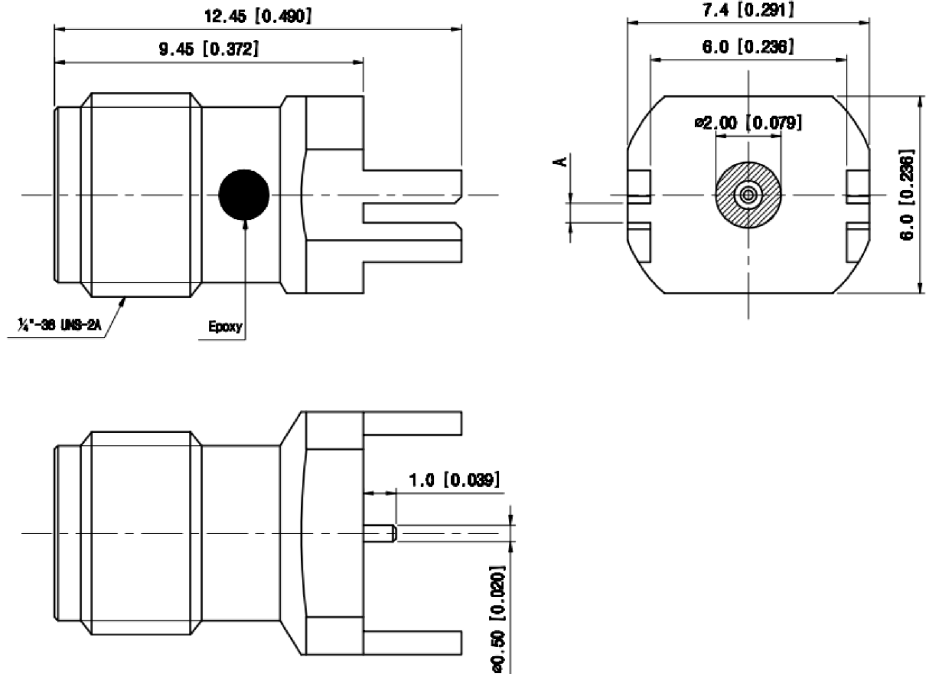


- Frequency : 10 MHz to 26.5 GHz
- Connector : Board Edge SMA (SM06FS007)
- Substrate : RO4350B (10 mil)
- Trace length : 40 mm (microstrip)



■ Drawing

Board Clearance (T : mm)	Part No.
0.6	SM06FS006
0.8	SM06FS007



Board Clearance (T : mm)	Part No.
1.0	SM06FS008
1.1	SM06FS009
1.2	SM06FS010
1.5	SM06FS011
1.6	SM06FS012
1.7	SM06FS013
2.1	SM06FS014
2.3	SM06FS015

