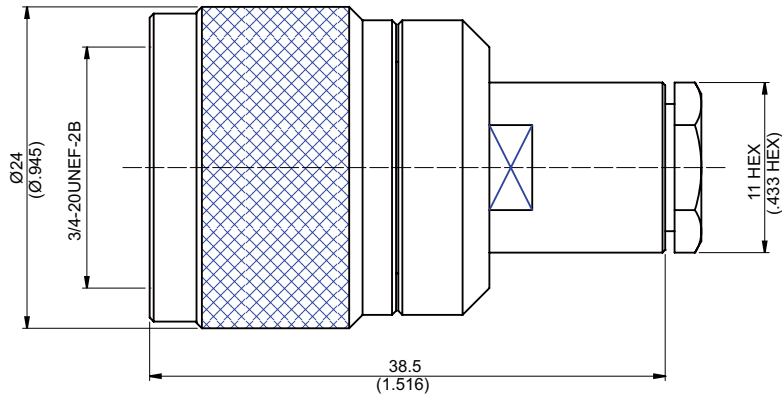


HN3200-0058	HN Plug Clamp	50Ω
-------------	---------------	-----



Parts	Material	Plating(Micro-inch)
Hex Nut	Brass	Tin-Zinc-Copper-Alloy 100 Over Copper 50
Washer	Brass	Tin-Zinc-Copper-Alloy 100 Over Copper 50
Gasket	Silicon	
Braid Clamp	Brass	Tin-Zinc-Copper-Alloy 100 Over Copper 50
Ferrule	Brass	Tin-Zinc-Copper-Alloy 100 Over Copper 50
Contact Pin	Brass	Silver 150 Over Copper 50
Insulator	Teflon	
Body	Brass	Tin-Zinc-Copper-Alloy 100 Over Copper 50
Coupling Nut	Brass	Tin-Zinc-Copper-Alloy 100 Over Copper 50

Weight:
Suitable Cables: RG55, RG58, RG142, RG142-E, RG400

This part number complies with RoHS.

Notice: JYEBAO reserves the right to make modifications deemed appropriate.

CABLE ASSEMBLY INSTRUCTION

HN3200-0058

JYE BAO CO., LTD.

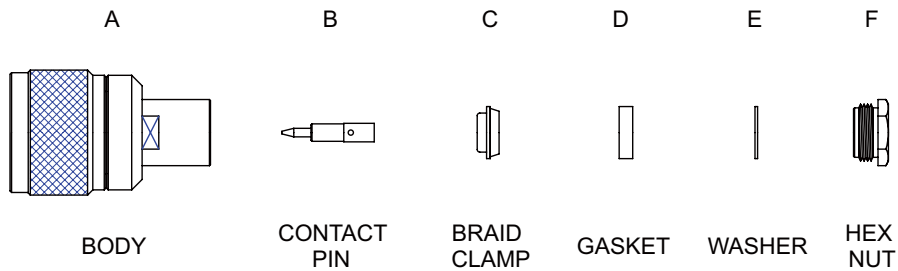

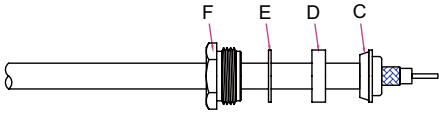
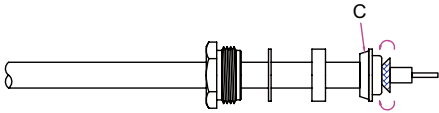
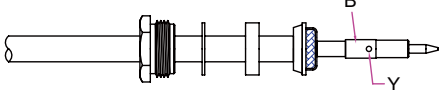
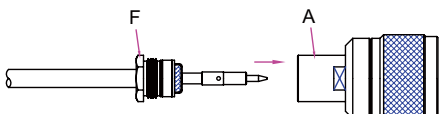


DIAGRAM	ASSEMBLY INSTRUCTION
	Step 1: STRIP AS SHOWN .
	Step 2: SLIDE " C ", " D ", " E ", " F " OVER CABLE.
	Step 3: WRAP THE BRAIDING BACKWARD OVER BRAID CLAMP " C " .
	Step 5: PUT PIN " B " ON CENTER CONDUCTOR AND SOLDER IN " Y " .
	Step 6: FINALLY SCREW " F " ON THE CONNECTOR BODY " A " .

This part number complies with RoHS.

Notice: JYEBAO reserves the right to make modifications deemed appropriate.