

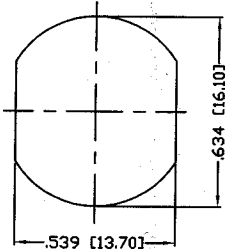
THIS DRAWING CONTAINS INFORMATION PROPRIETARY TO RF INDUSTRIES.  
 ANY UNAUTHORIZED USE OF THIS DRAWING IS EXPRESSLY PROHIBITED  
 WITHOUT WRITTEN PERMISSION FROM RF INDUSTRIES.  
 ANY VIOLATION IS PUNISHABLE UNDER U.S. COPYRIGHT LAWS.

ALL DIMENSIONS ARE REFERENCE ONLY

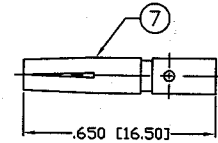
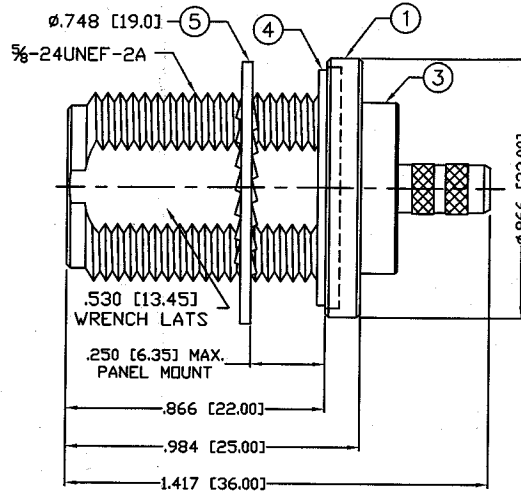
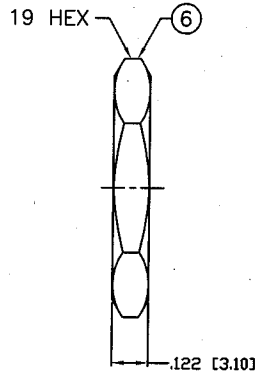
PART NO.

**RFN-1022-8-C1**

REV	DESCRIPTION	DWN	DATE	APPROVED
A	ENGINEERING RELEASE	CZS	12/5/97	R. RICE
B	ENGINEERING RELEASE	CZS	1/26/98	R. RICE
C	REMOVE P/N FROM CONN. / CHG. FORMAT & DWG. # (8817B)	CZS	9/26/01	JDMc



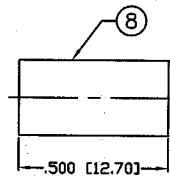
RECOMMENDED MOUNTING HOLE



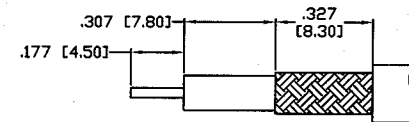
RECOMMENDED CRIMP DIE: .100

**SPECIFICATIONS:**

IMPEDANCE: 50 OHMS  
 FREQUENCY RANGE: 0-11 GHz  
 VSWR: 1.3 Max. @ 9 GHz  
 INSERTION LOSS: .06 dB Max.  $\times \sqrt{f}$  GHz  
 WORKING VOLTAGE: 1k V rms @ sea level  
 TEMPERATURE RANGE: -65°C TO 165°C  
 INSULATION RESISTANCE: 5k M Ohms min.  
 FOR RG-55, 55A, 55B, 142, 142A, 142B, 223 & 400/U,  
 ALPHA 9055, 9055B, 9223, BELDEN 8219, 83242, 84142, 9907



RECOMMENDED CRIMP DIE: .213



RECOMMENDED STRIPPING DIMENSIONS

#	DESCRIPTION	QTY	MATERIAL	FINISH	APPROVALS	DATE
1	BODY	1	BRASS	NICKEL, 100μ"		
2	INSULATOR	1	PTFE	---		
3	BARREL	1	BRASS	NICKEL, 100μ"		
4	GASKET	1	SILICONE	---		
5	LOCK WASHER	1	BRASS	NICKEL, 100μ"		
6	HEX NUT	1	BRASS	NICKEL, 100μ"		
7	PIN	1	PHOS BRONZE	GOLD, 3μ"		
8	FERRULE	1	BRASS	NICKEL, 100μ"		
9						
10						
11						
12						
13						
14						

008974	
DRAWN	9/26/01
C. ZUNIGA	
CHECKED	12/5/97
ORJ DRAWN	
C. ZUNIGA	

UNLESS OTHERWISE SPECIFIED:  
 1. REMOVE ALL BURRS  
 2. BREAK ALL CORNERS & EDGES .005 R. MAX.  
 3. CHAMFER 1ST & LAST THREADS 45°  
 4. SURFACE ROUGHNESS 63 FINISH MIL-STD-10  
 5. DIAMETERS ON COMMON CENTERS TO BE CONCENTRIC WITHIN .002 T.I.R.  
 6. ALL DIMENSIONS ARE AFTER PLATING.

DIMENSIONS ARE IN INCHES AND [MILLIMETERS]  
 UNLESS OTHERWISE NOTED TOLERANCES ARE:  
 DECIMALS      DIAMETER  
 .XXX±.003 [.08]      .XXX±.001 [.03]  
 .XX±.005 [.13]      .XX±.003 [.08]

**RF connectors**  
 DIVISION OF RF INDUSTRIES, LTD.

7610 MIRAMAR RD  
 SAN DIEGO, CA 92126  
 (858) 549-6340  
 (858) 549-6345 FAX

**N FEMALE BULKHEAD CRIMP**

SIZE	CABLE GROUP	DWG NO.	REV
A	C1	RFN-1022-8-C1	C
SCALE:	NTS	CAD FILE	OUTLINE
SHEET 1 OF 1			