

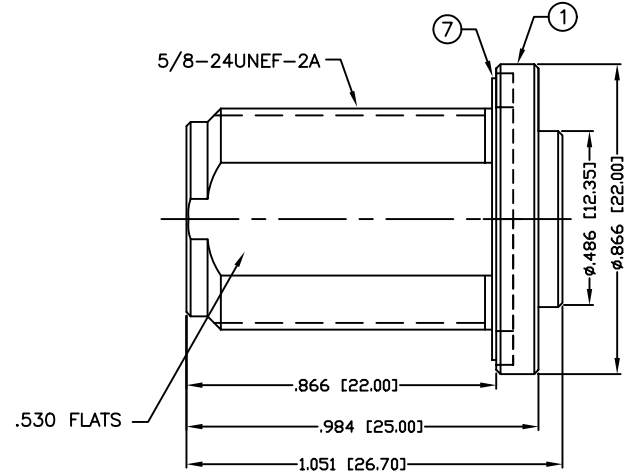
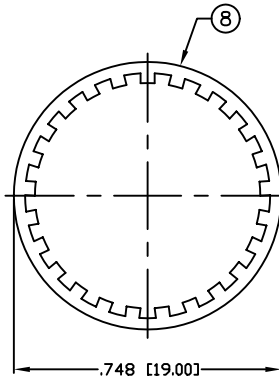
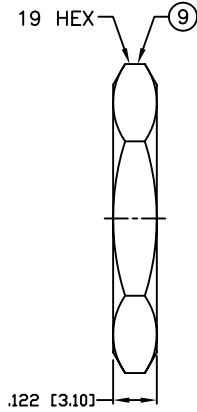
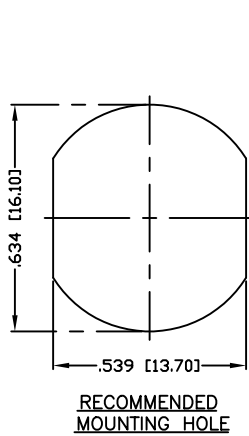
THIS DRAWING CONTAINS INFORMATION PROPRIETARY TO RF INDUSTRIES,  
 ANY UNAUTHORIZED USE OF THIS DRAWING IS EXPRESSLY PROHIBITED  
 WITHOUT WRITTEN PERMISSION FROM RF INDUSTRIES.  
 ANY VIOLATION IS PUNISHABLE UNDER U.S. COPYRIGHT LAWS.

ALL DIMENSIONS ARE REFERENCE ONLY

PART NO.

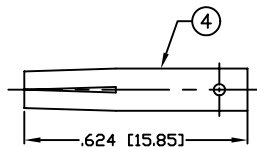
**RFN-1022-SR2**

REV	DESCRIPTION	DWN	DATE	APPROVED
A	ENGINEERING RELEASE	KMM	10/3/95	R. RICE
B	ENGINEERING RELEASE	KMM	5/29/97	R. RICE
C	CHANGE SPECS & DWG # 8564	GGG	11/15/01	JDMc
D	MODIFY ITEMS #4, #5 & STRIPPING DIMENSIONS	CZS	10/09/06	JDMc

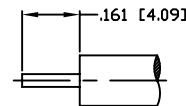
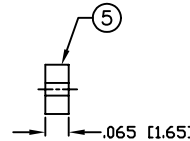


**SPECIFICATIONS:**

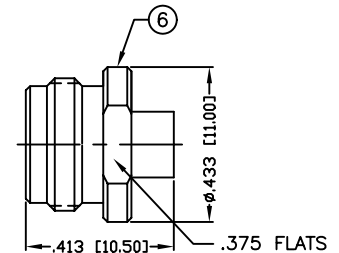
IMPEDANCE: 50 Ohms  
 FREQUENCY RANGE: 0-11 GHz  
 VSWR: 1.3 Max.  
 INSERTION LOSS: .06 dB Max.  $X\sqrt{f\text{GHz}}$   
 WORKING VOLTAGE: 1k V rms @ sea level  
 TEMPERATURE RANGE: -65°C TO 165°C  
 INSULATION RESISTANCE: 5k M Ohms min.  
 FOR .141 SEMI RIGID, RG-402/U & BELDEN 1673A CABLE



RECOMMENDED CRIMP DIE: .100



RECOMMENDED STRIPPING DIM'S



1	OUTER BODY	1	BRASS	NICKEL, 100μ"	008974	
2	INSULATOR	1	PTFE	---		
3	INNER BODY	1	BRASS	NICKEL, 100μ"		
4	CONTACT	1	PHOS. BRONZE	GOLD, 3μ"		
5	INSULATOR	1	PTFE	---		
6	SOLDER NUT	1	BRASS	GOLD, 3μ"		
7	GASKET	1	SILICONE	---		
8	WASHER	1	BRASS	NICKEL, 100μ"		
9	HEX NUT	1	BRASS	NICKEL, 100μ"		
10						
11						
12						
13						
14						
#	DESCRIPTION	QTY	MATRL	FINISH	APPROVALS	DATE

UNLESS OTHERWISE SPECIFIED:  
 1. REMOVE ALL BURRS  
 2. BREAK ALL CORNERS & EDGES .005 R. MAX.  
 3. CHAMFER 1ST & LAST THREADS 45°  
 4. SURFACE ROUGHNESS 63 FINISH MIL-STD-10  
 5. DIAMETERS ON COMMON CENTERS TO BE CONCENTRIC WITHIN .002 T.I.R.  
 6. ALL DIMENSIONS ARE AFTER PLATING.

DIMENSIONS ARE IN INCHES AND [MILLIMETERS]  
 UNLESS OTHERWISE NOTED TOLERANCES ARE:  
 DECIMALS .xxx±.003 [.08]  
 .xx±.005 [.13]  
 DIAMETER .xxx±.001 [.03]  
 .xx±.003 [.08]

**RF connectors**  
 DIVISION OF RF INDUSTRIES, LTD.

7610 MIRAMAR RD  
 SAN DIEGO, CA 92126  
 (858) 549-6340  
 (858) 549-6345 FAX

**N JACK, BULKHEAD**

DOUBLE D FLAT & GASKET

SIZE	CABLE GROUP	DWG NO.	REV
A	SR2	RFN-1022-SR2	D
SCALE:	NTS	CAD FILE	OUTLINE
			SHEET 1 OF 1