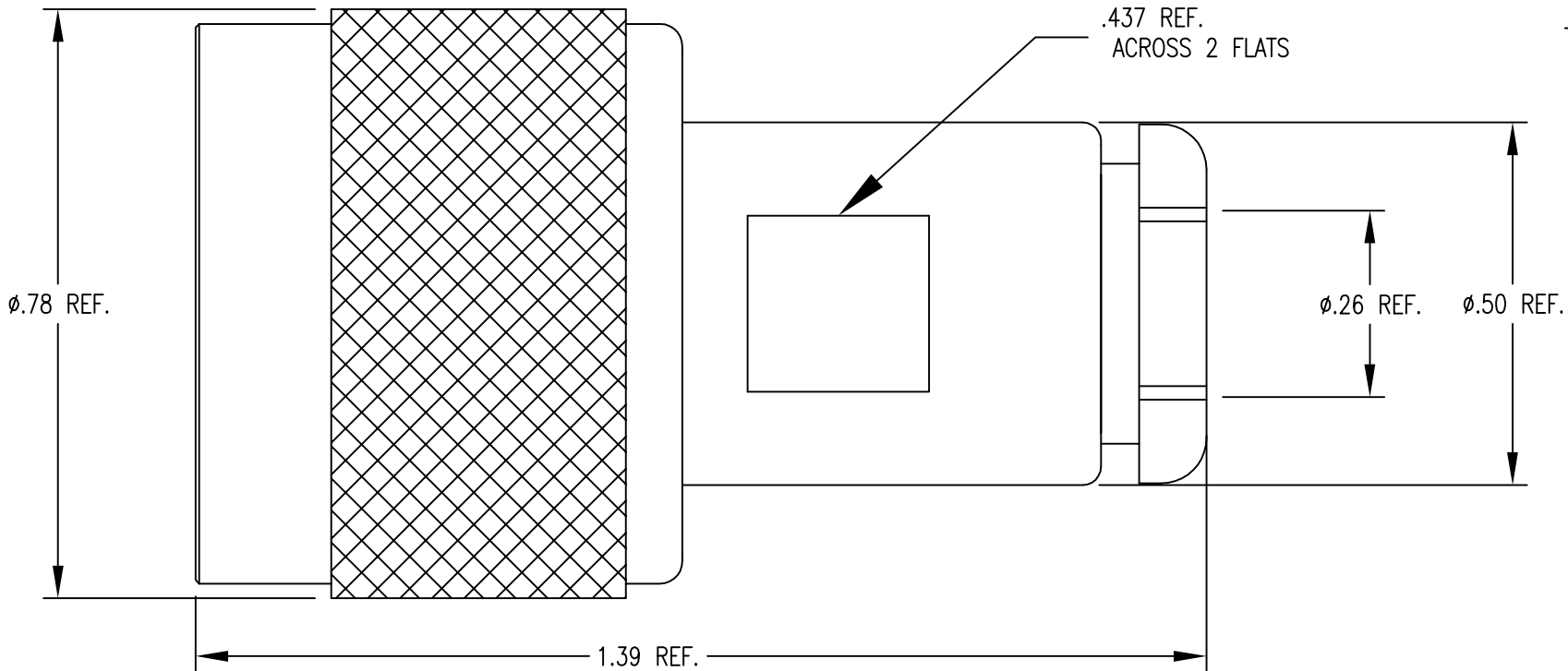
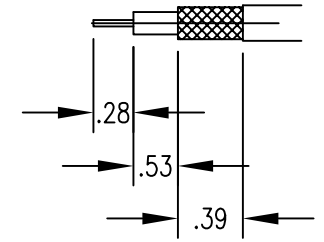


- 1.0 PERFORMANCE
- 1.1 FREQUENCY RANGE: DC-6GHz
- 1.2 VOLTAGE RATING: 750V RMS (sea level)
- 1.3 NOMINAL IMPEDANCE: 50 OHMS
- 1.4 DWV: 1500V RMS @ 60Hz (sea level)
- 1.5 TEMPERATURE RANGE: -65°C TO +165°C
- 2.0 MATERIALS
- 2.1 DIELECTRIC: TEFLON, ASTM-D-1710
- 2.2 CENTER CONTACT: BRASS, ASTM-B-16

- 2.4 LOCKING RING: PHOSPHOR BRONZE, ASTM-B-159, ALLOY 510
- 2.5 ALL OTHER METAL PARTS: BRASS, ASTM-B-16
- 2.6 GASKET: SILICON RUBBER, ZZ-R-765, GR. 50, RED
- 3.0 FINISHES
- 3.1 CENTER CONTACT: SEE TABLE
- 3.2 ALL OTHER METAL PARTS: SEE TABLE
- 4.0 MECHANICAL
- 4.1 INTERFACE IN ACCORDANCE WITH MIL-STD-348

DWG NO.	OL-603A-1	REV.	B
PLATING VARIATIONS			
PART NUMBER	BODY	CONTACT	
UG-603A/U	NICKEL	SILVER	
UG-603A/U-AG	ALBALOY	GOLD	

CABLE PREPARATION
DETAIL (NOT TO SCALE)



DO NOT SCALE DRAWING

THIS DRAWING CONTAINS CONFIDENTIAL INFORMATION PROPRIETARY TO SAN-TRON INC. IT MUST NOT BE REPRODUCED OR DISCLOSED TO OTHERS OR USED IN ANY OTHER WAY, IN WHOLE OR PART EXCEPT AS AUTHORIZED IN WRITING BY SAN-TRON INCORPORATED.



SAN-TRON, INC.

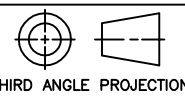
4 NEWBURYPORT TPK. IPSWICH MA USA 01938
TEL: 978-356-1585 FAX: 978-356-1573
WWW.santron.com E MAIL: santron@santron.com

UNLESS OTHERWISE SPECIFIED:
ALL DIMENSIONS ARE IN INCHES.
ALL DIMENSIONS ARE AFTER PLATING.
.XXX= ±.005 ALL MACHINED SURFACES 63/ MAX.
.XX= ±.01 ANG.±1/2' FRACTIONAL= ±1/64
[.004 MAX. TIR] [⊥ AXIS .001]

TITLE N PLUG FOR RG-59
62, 71/U CABLES

MATERIAL: SEE NOTE 2.0 FINISH: SEE NOTE 3.0

Rev.	Revisions	Ref.:	REMOVE ALL BURRS AND SHARP EDGES .005 MAX.	INTERPRET PER ASME Y14.5M-1994
B	ADDED PLATING CODE -AG	IMP	8/30/11	PRS
B	DWV WAS 2.5kV, VOLTAGE RATING WAS 1.5kV	MIX	1/23/09	FSH FSH
A	ORIGINAL	NEW	03/05/04	FSH FSH
Disp.	Date	Dwn.	Appd.	



DWN	DT	03/05/04
CHKD	LAP	03/05/04
APPR	FSH	03/05/04

CAGE CODE: 50896	DWG NO. OL-603A-1	REV. B
SCALE X:X		