

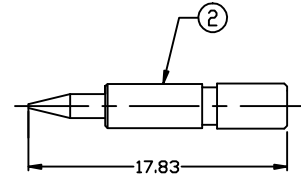
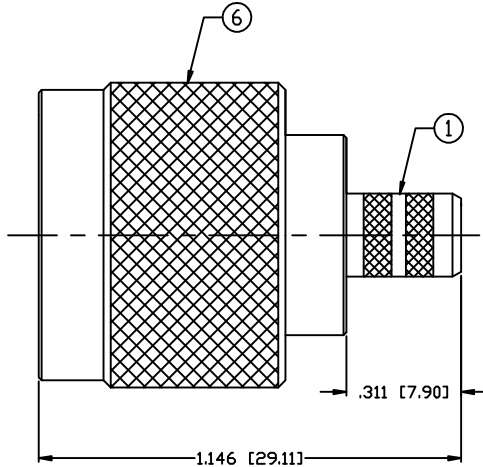
THIS DRAWING CONTAINS INFORMATION PROPRIETARY TO RF INDUSTRIES,
 ANY UNAUTHORIZED USE OF THIS DRAWING IS EXPRESSLY PROHIBITED
 WITHOUT WRITTEN PERMISSION FROM RF INDUSTRIES.
 ANY VIOLATION IS PUNISHABLE UNDER U.S. COPYRIGHT LAWS.

ALL DIMENSIONS ARE REFERENCE ONLY

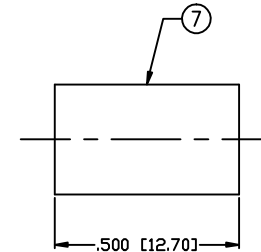
PART NO.

RFN-1007-2SX

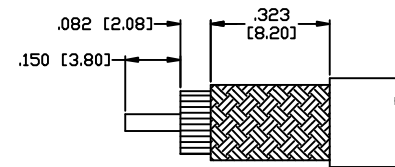
REV	DESCRIPTION	DWN	DATE	APPROVED
H	STANDARDIZE SHELL, BODY & DIELECTRIC / CHG STRIP INSTR	CZS	2/11/99	R. RICE
J	CHANGE TO KNURLED FERRULE STUD / RELOCATE BARB	CZS	9/8/00	JDMc
K	CHANGE STRIPING, SPECS, FORMAT & DWG # 7879	GGG	3/5/02	JDMc
L	STANDARDIZED THE PIN AND DIELECTRIC	JDM	3/22/12	JDMc



RECOMMENDED
CRIMP DIE: .100"



RECOMMENDED
CRIMP DIE: .255"



RECOMMENDED
STRIPPING DIMENSIONS

SPECIFICATIONS:

IMPEDANCE: 50 Ohms
 FREQUENCY RANGE: 0-11 GHz
 VSWR: 1.3 Max.
 INSERTION LOSS: .06 dB Max. X fGHz
 WORKING VOLTAGE: 1k $\sqrt{r_{rms}}$ @ sea level
 TEMPERATURE RANGE: -65°C TO 85°C
 INSULATION RESISTANCE: 5k M Ohms min.
 FOR RG-8/X, BELDEN 9258, MAXRAD M8X-100 &
 M8X-1000, MICRO 8/U, REMEE 1600, SAXTON 8315 &
 TIMES LMR-240 & LMR-240 ULTRAFLEX CABLE

1	BODY	1	BRASS	SILVER, 80 μ "	000486	
2	PIN	1	BRASS	GOLD, 3 μ "		
3	DIELECTRIC	1	PTFE	----		
4	RETAINING RING	1	BRASS	----		
5	GASKET	1	RUBBER	----		
6	SHELL	1	BRASS	SILVER, 80 μ "		
7	FERRULE	1	BRASS	SILVER, 80 μ "		
8	GRUOND RING	1	BRASS	SILVER, 80 μ "		
9						
10					DRAWN	
11					D MCREYNOLDS	
12					3/22/12	
13					CHECKED	
14						
					ORJ DRAWN	
					C. ZUNIGA	
					5/11/92	
#	DESCRIPTION	QTY	MATRL	FINISH	APPROVALS	DATE

UNLESS OTHERWISE SPECIFIED:

1. REMOVE ALL BURRS
2. BREAK ALL CORNERS & EDGES .005 R. MAX.
3. CHAMFER 1ST & LAST THREADS 45°
4. SURFACE ROUGHNESS 63 FINISH MIL-STD-10
5. DIAMETERS ON COMMON CENTERS TO BE CONCENTRIC WITHIN .002 T.I.R.
6. ALL DIMENSIONS ARE AFTER PLATING.

DIMENSIONS ARE IN INCHES
AND [MILLIMETERS]

UNLESS OTHERWISE NOTED
TOLERANCES ARE:

DECIMALS	DIAMETER
.xxx±.003 [.08]	.xxx±.001 [.03]
.xx±.005 [.13]	.xx±.003 [.08]

RF connectors

DIVISION OF RF INDUSTRIES, LTD.

7610 MIRAMAR RD
 SAN DIEGO, CA 92126
 (858) 549-6340
 (858) 549-6345 FAX

N PLUG CRIMP

SIZE	CABLE GROUP	DWG NO.	REV
A	X	RFN-1007-2SX	L
SCALE: NTS		CAD FILE OUTLINE	SHEET 1 OF 1