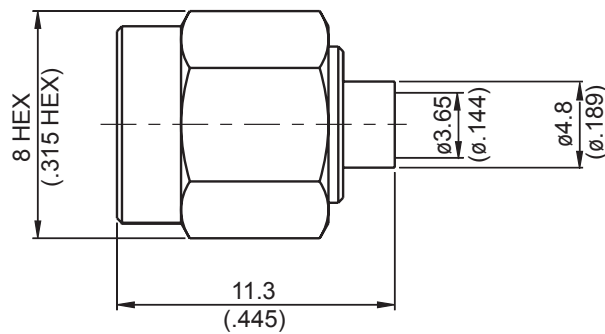


SMA3300S-0141

Stainless SMA Plug Solder

50Ω



Parts	Material	Plating (Micro-inch)
Contact Pin	Brass	Gold 20 Over Nickel 50 Over Copper 50
Renber Ring	Beryllium Copper	Tin-Zinc-Copper-Alloy 100 Over Copper 50
Gasket	Silicon	
Insulator	Teflon	
Body	Stainless Steel	Gold 5 Over Nickel 50 Over Copper 50
Coupling Nut	Stainless Steel	Passivated

Weight: 2.21 g

Suitable Cables: Semi-rigid.141

This part number complies with RoHS.

Notice: JYEBAO reserves the right to make modifications deemed appropriate.

CABLE ASSEMBLY INSTRUCTION

SMA3300S-0141

JYE BAO CO., LTD.

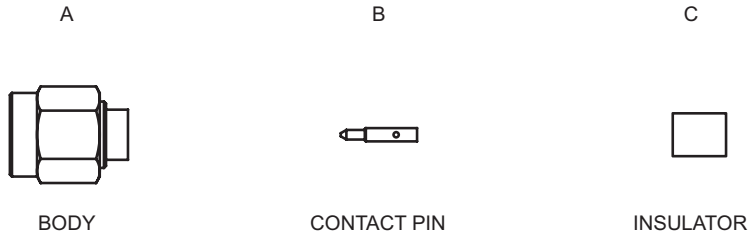


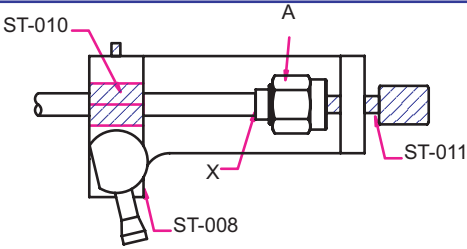
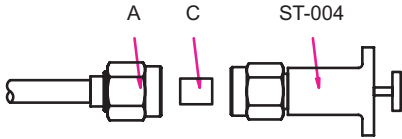


DIAGRAM	ASSEMBLY INSTRUCTION
	Step 1: STRIP AS SHOWN .
	Step 2: PUT 0.17 MM GAGE IN PLACE, INSERT CABLE'S CENTER CONDUCTOR INTO CENTER PIN " B " AND SOLDER IN " Y " .
	Step 3: INSERT PREPARED CABLE INTO CONNECTOR BODY " A " AND USE SOLDERING FIXTURE " ST-008 " , INSERT TOOL " ST-010 " AND LOCATOR TOOL " ST-011 " TO FIX THE CONNECTOR. SOLDER IN " X " .
	Step4: USE DIELECTRIC INSERTION TOOL " ST-004 " TO INSERT THE TEFLON " C " .

This part number complies with RoHS.

Notice: JYEBAO reserves the right to make modifications deemed appropriate.