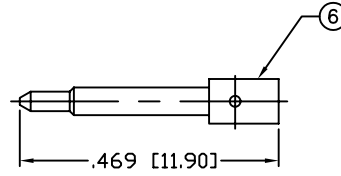
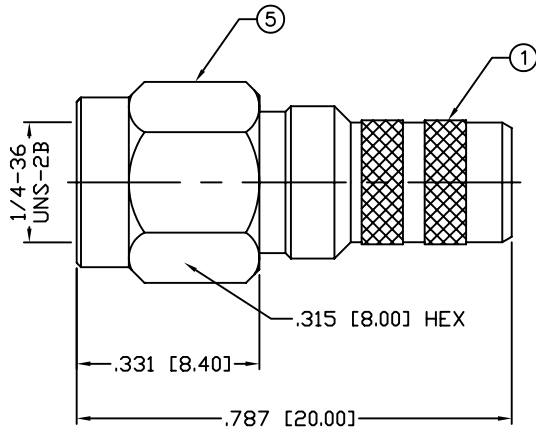


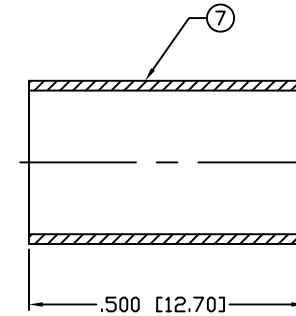
THIS DRAWING CONTAINS INFORMATION PROPRIETARY TO RF INDUSTRIES,
 ANY UNAUTHORIZED USE OF THIS DRAWING IS EXPRESSLY PROHIBITED
 WITHOUT WRITTEN PERMISSION FROM RF INDUSTRIES.
 ANY VIOLATION IS PUNISHABLE UNDER U.S. COPYRIGHT LAWS.

ALL DIMENSIONS ARE REFERENCE ONLY

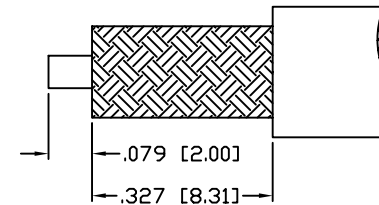
PART NO.		RSA-3000-X		
REV	DESCRIPTION	DWN	DATE	APPROVED
A	ENGINEERING RELEASE	KMM	10/10/97	P. COLCHIN
B	ENGINEERING RELEASE	CZS	4/7/98	R. RICE
C	CHANGE PIN CONFIGURATION / UPDATE SPECS	CZS	9/29/03	J. D. McR.



RECOMMENDED CRIMP DIE: .068"



RECOMMENDED CRIMP DIE: .255"



RECOMMENDED STRIPPING DIMENSIONS

SPECIFICATIONS:

IMPEDANCE: 50 Ohms
 FREQUENCY RANGE: 0-12.4 GHz
 INSERTION LOSS(dB): $0.03 \times \sqrt{f(\text{GHz})}$
 VSWR: 1.3 MAX.
 WORKING VOLTAGE: 500 V rms Max. @ Sea Level
 INSULATION RESISTANCE: 5k M Ohms min.
 TEMPERATURE RANGE: -65°C TO 85°C
 FOR RG-8/X, BELDEN 9258, MAXRAD M8X-100 & M8X-1000, MICRO 8/U, REMEE 1600, SAXTON 8315 & TIMES LMR-240 & LMR-240 ULTRAFLEX CABLE

1	BODY	1	BRASS	NICKEL, 100μ"	008974	
2	INSULATOR	1	PTFE	---		
3	RETAINING RING	1	Be. Cu.	---		
4	GASKET	1	RUBBER	---		
5	SHELL	1	BRASS	NICKEL, 100μ"		
6	PIN	1	BRASS	GOLD, 50μ"		
7	FERRULE	1	BRASS	NICKEL, 100μ"		
8						
9						
10					DRAWN	
11					C. ZUNIGA	
12					9/29/03	
13					CHECKED	
14						
					ORJ DRAWN	
					K. MAXWELL	
					10/10/97	
#	DESCRIPTION	QTY	MATERIAL	FINISH	APPROVALS	DATE

UNLESS OTHERWISE SPECIFIED:
 1. REMOVE ALL BURRS
 2. BREAK ALL CORNERS & EDGES .005 R. MAX.
 3. CHAMFER 1ST & LAST THREADS 45°
 4. SURFACE ROUGHNESS 63 FINISH MIL-STD-10
 5. DIAMETERS ON COMMON CENTERS TO BE CONCENTRIC WITHIN .002 T.I.R.
 6. ALL DIMENSIONS ARE AFTER PLATING.

DIMENSIONS ARE IN INCHES AND [MILLIMETERS]
 UNLESS OTHERWISE NOTED TOLERANCES ARE:

DECIMALS	DIAMETER
.xxx±.003 [.08]	.xxx±.001 [.03]
.xx±.005 [.13]	.xx±.003 [.08]

RF

connectors

7610 MIRAMAR RD
 SAN DIEGO, CA 92126
 (858) 549-6340
 (858) 549-6345 FAX

DIVISION OF RF INDUSTRIES, LTD.

SMA PLUG, CRIMP

SIZE	CABLE GROUP	DWG NO.	REV
A	X	RSA-3000-X	C

SCALE: NTS CAD FILE OUTLINE SHEET 1 OF 1