

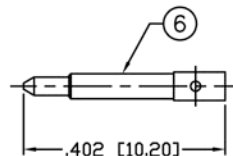
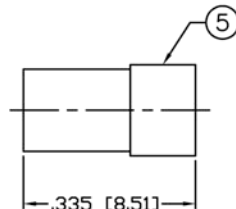
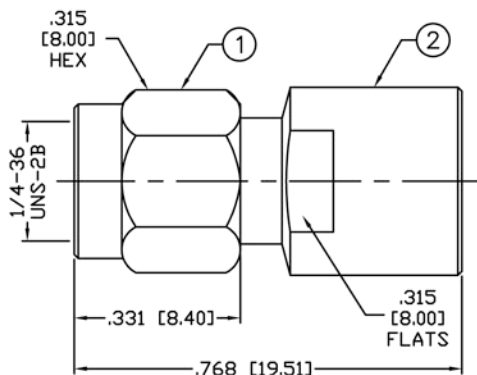
THIS DRAWING CONTAINS INFORMATION PROPRIETARY TO RF INDUSTRIES,
 ANY UNAUTHORIZED USE OF THIS DRAWING IS EXPRESSLY PROHIBITED
 WITHOUT WRITTEN PERMISSION FROM RF INDUSTRIES.
 ANY VIOLATION IS PUNISHABLE UNDER U.S. COPYRIGHT LAWS.

ALL DIMENSIONS ARE REFERENCE ONLY

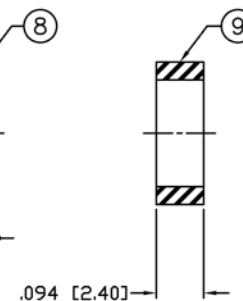
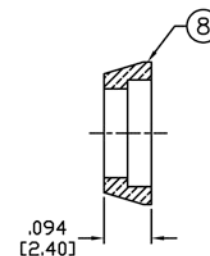
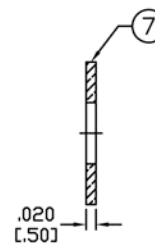
PART NO.

RSA-3100-C

REV	DESCRIPTION	DWN	DATE	APPROVED
A	ENGINEERING RELEASE	CZS	5/3/99	R.RICE
B	UPDATE FORMAT & SPECS / CHANGE DRAWING # FROM 9168A	CZS	6/26/03	JDMc

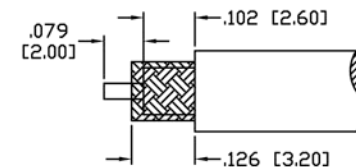
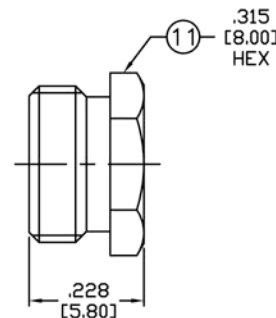
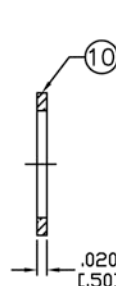


RECOMMENDED SOLDER



SPECIFICATIONS:

IMPEDANCE: 50 Ohms
 FREQUENCY RANGE: 0-12.4 GHz
 INSERTION LOSS(dB): $0.03 \times \sqrt{f(\text{GHz})}$
 VSWR: 1.3 MAX.
 WORKING VOLTAGE: 500 V rms Max. @ Sea Level
 INSULATION RESISTANCE: 5k M Ohms min.
 TEMPERATURE RANGE: -65°C TO 85°C
 FOR RG-58, 58A, 58C, 141, 141A, BELDEN 8240, 9907
 8259, 8262, 9201, 9203, 9310, 9311 & COMM/SCOPE 0268



RECOMMENDED STRIPPING DIMENSIONS

1	SHELL	1	BRASS	NICKEL, 100μ ^m
2	BODY	1	BRASS	NICKEL, 100μ ^m
3	RETAINING RING	1	Be.Cu.	----
4	GASKET	1	SILICONE	----
5	INSULATOR	1	PTFE	----
6	PIN	1	BRASS	GOLD, 50μ ^m
7	WASHER	1	BRASS	NICKEL, 100μ ^m
8	CLAMP	1	BRASS	NICKEL, 100μ ^m
9	GASKET	1	SILICONE	----
10	WASHER	1	BRASS	NICKEL, 100μ ^m
11	HEX NUT	1	BRASS	NICKEL, 100μ ^m
12				
13				
14				
#	DESCRIPTION	QTY	MATERIAL	FINISH

008974		
DRAWN	C. ZUNIGA	6/26/03
CHECKED		
ORJ DRAWN	C. ZUNIGA	5/3/99
APPROVALS	DATE	

UNLESS OTHERWISE SPECIFIED:

- REMOVE ALL BURRS
- BREAK ALL CORNERS & EDGES .005 R. MAX.
- CHAMFER 1ST & LAST THREADS 45°
- SURFACE ROUGHNESS 63 FINISH MIL-STD-10
- DIAMETERS ON COMMON CENTERS TO BE CONCENTRIC WITHIN .002 T.I.R.
- ALL DIMENSIONS ARE AFTER PLATING.

DIMENSIONS ARE IN INCHES AND [MILLIMETERS]
 UNLESS OTHERWISE NOTED TOLERANCES ARE:

DECIMALS	DIAMETER
.XXX±.003 [.08]	.XXX±.001 [.03]
.XX±.005 [.13]	.XX±.003 [.08]

7610 MIRAMAR RD
 SAN DIEGO, CA 92126
 (858) 549-6340
 (858) 549-6345 FAX

RFconnectors
 DIVISION OF RF INDUSTRIES, LTD.

SMA PLUG, CLAMP

SIZE	CABLE GROUP	DWG NO.	REV
A	C	RSA-3100-C	B
SCALE:	NTS	CAD FILE	OUTLINE
			SHEET 1 OF 1