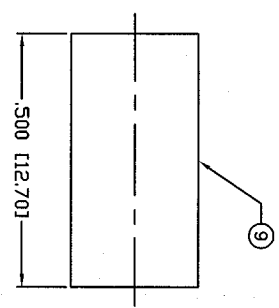
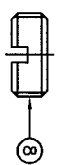
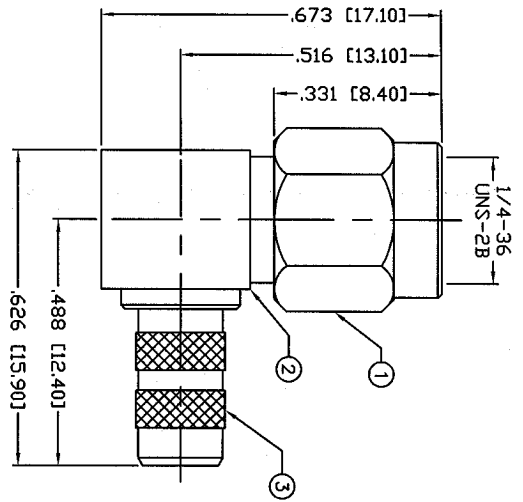
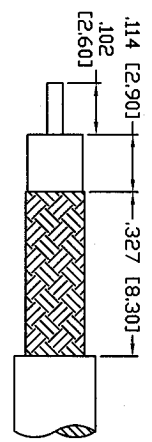


THIS DRAWING CONTAINS INFORMATION PROPRIETARY TO RF INDUSTRIES,
 ANY UNAUTHORIZED USE OF THIS DRAWING IS EXPRESSLY PROHIBITED
 WITHOUT WRITTEN PERMISSION FROM RF INDUSTRIES.
 ANY VIOLATION IS PUNISHABLE UNDER U.S. COPYRIGHT LAWS.

ALL DIMENSIONS ARE REFERENCE ONLY



RECOMMENDED CRIMP DIE .213



RECOMMENDED STRIPPING DIE'S

SPECIFICATIONS:
 IMPEDANCE: 50 Ohms
 FREQUENCY RANGE: 0-12.4 GHz
 INSERTION LOSS(DB): $0.04 \times \sqrt{f(\text{GHz})}$
 VSWR: $1.15 + .03 \times \sqrt{f(\text{GHz})}$
 WORKING VOLTAGE: 500 V rms Max. @ Sea Level
 INSULATION RESISTANCE: 5k M Ohms min.
 TEMPERATURE RANGE: -65°C TO 165°C
 FOR RG-58, 58A, 58C, 141, 141A, BELDEN 8240,
 8259, 8262, 9201, 9203, 9310, 9311 & COMM/SCOPE 0268

NOTE: ATTACH CABLE TO CONNECTOR BY
 SOLDERING THE CABLE INNER CONDUCTOR
 TO THE PIN SLOT INSIDE THE CONNECTOR

#	DESCRIPTION	QTY	MATERIAL	FINISH	APPROVALS	DATE
1	SHELL	1	BRASS	NICKEL, 100μ"	008974	
2	BODY	1	BRASS	NICKEL, 100μ"		
3	FERRULE STUD	1	BRASS	NICKEL, 100μ"		
4	INSULATOR	1	PTFE	---		
5	PIN	1	BRASS	GOLD, 50μ"		
6	RETAINING RING	1	Be. Cu.	---		
7	GASKET	1	SILICONE	---		
8	SCREW CAP	1	BRASS	NICKEL, 100μ"		
9	FERRULE	1	BRASS	NICKEL, 100μ"		
10						
11						
12						
13						
14						

UNLESS OTHERWISE SPECIFIED:
 1. REMOVE ALL BURRS
 2. BREAK ALL CORNERS & EDGES .005 R. MAX.
 3. CHAMFER 1ST & LAST THREADS 45°
 4. SURFACE ROUGHNESS 63 FINISH MIL-STD-10
 5. DIAMETERS ON COMMON CENTERS TO BE
 CONCENTRIC WITHIN .002 T.I.R.
 6. ALL DIMENSIONS ARE AFTER PLATING.

DIMENSIONS ARE IN INCHES
 AND [MILLIMETERS]
 UNLESS OTHERWISE NOTED
 TOLERANCES ARE:
 DECIMALS .XXX±.003 [.08]
 DIAMETER .XXX±.001 [.03]
 .XXX±.005 [.13]

RF connectors
 DIVISION OF RF INDUSTRIES, LTD.

SMA PLUG
 CRIMP, RIGHT ANGLE

7610 MIRAMAR RD
 SAN DIEGO, CA 92126
 (858) 549-6340
 (858) 549-6345 FAX

SIZE	CABLE GROUP	DWG NO.	REV
A	C	RSA-3010-C	C

SCALE: NTS CAD FILE OUTLINE SHEET 1 OF 1

REV	DESCRIPTION	DWN	DATE	APPROVED
A	ENGINEERING RELEASE	KMM	4/18/95	R. RICE
B	ADD FERRULE & FERRULE STUD ID DIMS	KMM	8/25/93	R. RICE
C	CHANGE DRAWING # & FORMAT / UPDATE ELECTRICAL SPECS	CZS	7/20/01	JDMc

PART NO.	DESCRIPTION
RSA-3010-C	