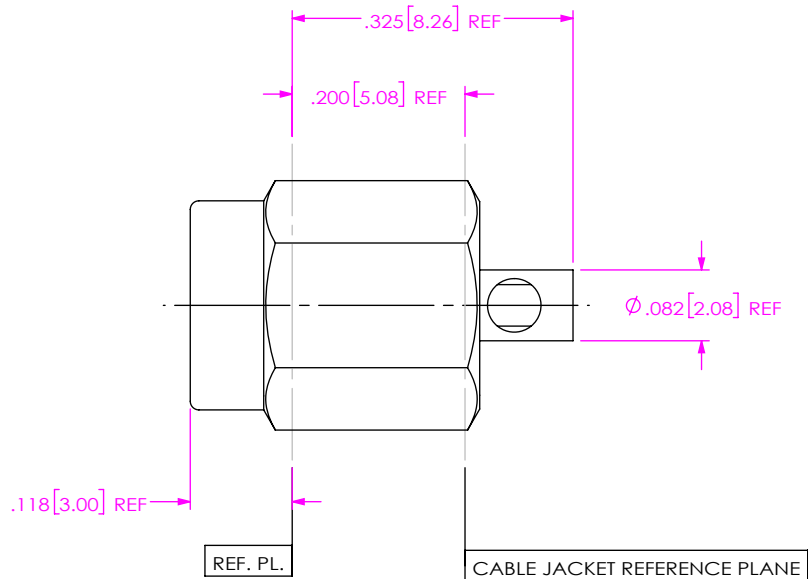
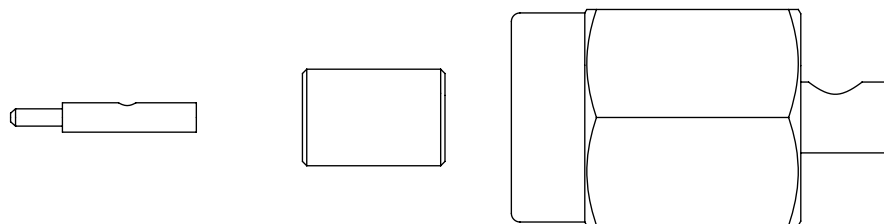
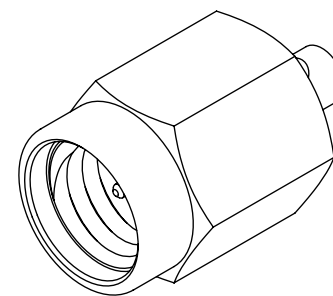


**DESIGNED & DIMENSIONED
IN INCHES[MILLIMETERS]**



PRFS1-P-C-EE-047E-SD

- SERIES
-01: SMA
- GENDER
-P: PLUG
- TYPE
-C: CABLE
- TERMINATION
-D: DIRECT SOLDER
- ORIENTATION
-S: STRAIGHT
- CABLE TYPE
-047E: STORM SF047 FLEX CABLE
- FINISH
-EE: 50µ" EXTRA HEAVY GOLD CENTER CONTACT, 50µ" EXTRA HEAVY GOLD OUTER CONTACT



**EXPLODED VIEW
NOT TO SCALE
(FOR CLARITY ONLY)**

NOTES:

1. MATERIAL:
COUPLING NUT: STAINLESS STEEL
BODY, CONTACT, LOCK RING: BERYLLIUM COPPER
INSULATOR: PTFE
GASKET: SILICONE RUBBER
2. FINISH:
COUPLING NUT: PASSIVATED
BODY, CONTACT: GOLD OVER NICKEL PLATE,
50µ" MIN GOLD OVER 50µ" MIN NICKEL.
3. PCI P/N: 3152

C:\EnterpriseVault\DWG\MISC\MKTG\PRFS1-P-C-EE-047E-SD-MKT.SLDDRW

UNLESS OTHERWISE SPECIFIED,
DIMENSIONS ARE IN INCHES.
TOLERANCES ARE:
DECIMALS ANGLES
.XX: ±.02[0.5] 1°
.XXX: ±.005[0.13]
.XXXX: ±.0005[0.013]

PROPRIETARY NOTE
THIS DOCUMENT CONTAINS CONFIDENTIAL AND PROPRIETARY INFORMATION AND ALL DESIGN, MANUFACTURING, REPRODUCTION, USE, PATENT RIGHTS AND SALES RIGHTS ARE EXPRESSLY RESERVED BY SAMTEC, INC. THIS DOCUMENT SHALL NOT BE DISCLOSED, IN WHOLE OR PART, TO ANY UNAUTHORIZED PERSON OR ENTITY NOR REPRODUCED, TRANSFERRED OR INCORPORATED IN ANY OTHER PROJECT IN ANY MANNER WITHOUT THE EXPRESS WRITTEN CONSENT OF SAMTEC, INC.



520 PARK EAST BLVD., NEW ALBANY, IN 47150
PHONE: 812-944-6733 FAX: 812-948-5047
e-Mail: info@SAMTEC.com code 55322

DO NOT SCALE DRAWING

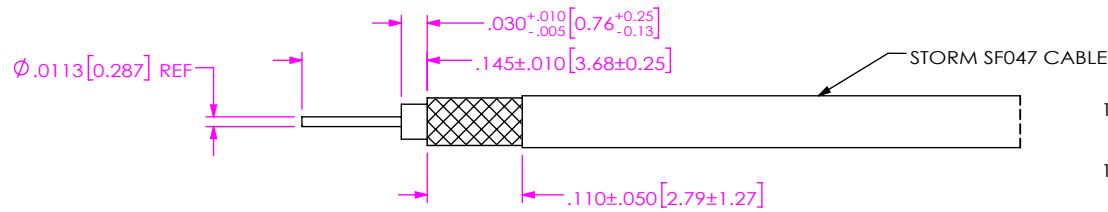
SHEET SCALE: 4.5:1

DESCRIPTION: SSMA PLUG DIRECT SOLDER FOR STORM SF047 FLEX CABLE

DWG. NO. PRFS1-P-C-EE-047E-SD

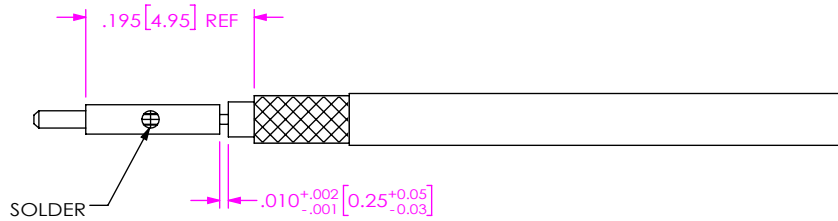
BY: JOE Z 08/01/2020 SHEET 1 OF 2

CABLE APPLICATION VIEWS



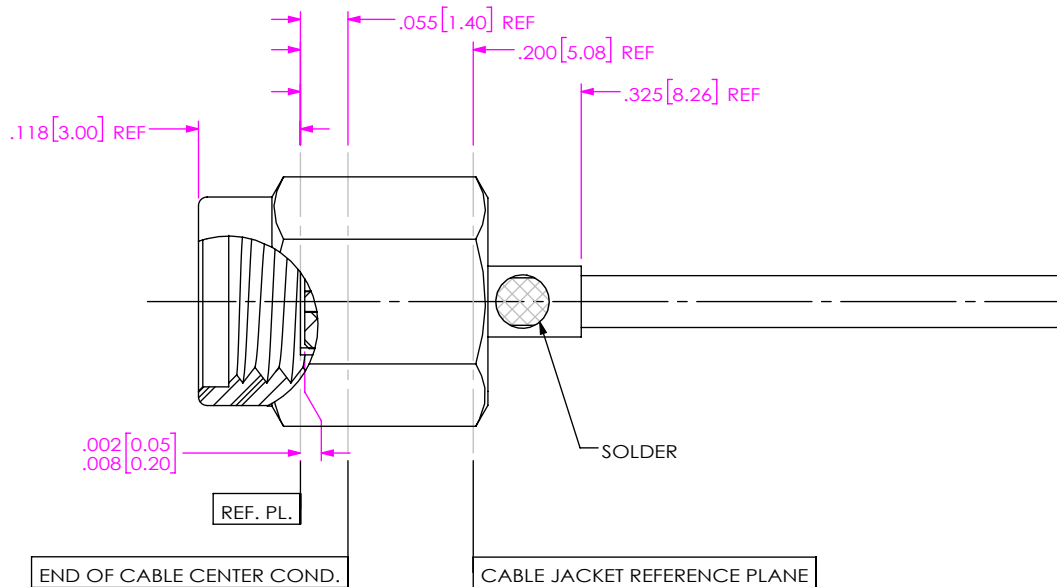
- 1A. STRIP CABLE JACKET FOR LENGTH INDICATED, AND PRE-TIN CABLE BRAID.
- 1B. TRIM CABLE TO EXPOSE DIELECTRIC CENTER CONDUCTOR & BRAID AS SHOWN.

IN-PROCESS VIEW 1



- 2. PRE-TIN CABLE CENTER CONDUCTOR AND SOLDER CONTACT TO CABLE WITH GAP INDICATED.

IN-PROCESS VIEW 2



- 3A. INSERT CABLE/ CONTACT INTO CONNECTOR BODY UNTIL SEATED AND SOLDER BRAID WHERE SHOWN.
- 3B. INSPECT CONTACT RECESSION USING APPROPRIATE GAGE. CONTACT TO BE .002/.008 [0.05/ 0.20] SUB-FLUSH WITH REF. PL.

IN-PROCESS VIEW 3

PROPRIETARY NOTE
 THIS DOCUMENT CONTAINS CONFIDENTIAL AND PROPRIETARY INFORMATION AND ALL DESIGN, MANUFACTURING, REPRODUCTION, USE, PATENT RIGHTS AND SALES RIGHTS ARE EXPRESSLY RESERVED BY SAMTEC, INC. THIS DOCUMENT SHALL NOT BE DISCLOSED, IN WHOLE OR PART, TO ANY UNAUTHORIZED PERSON OR ENTITY NOR REPRODUCED, TRANSFERRED OR INCORPORATED IN ANY OTHER PROJECT IN ANY MANNER WITHOUT THE EXPRESS WRITTEN CONSENT OF SAMTEC, INC.



520 PARK EAST BLVD, NEW ALBANY, IN 47150
 PHONE: 812-944-6733 FAX: 812-948-5047
 e-Mail: info@SAMTEC.com code 55322

DO NOT SCALE DRAWING

SHEET SCALE: 4.5:1

DESCRIPTION: SSMA PLUG DIRECT SOLDER FOR STORM SF047 FLEX CABLE

DWG. NO. PRFS1-P-C-EE-047E-SD

BY: JOE Z 08/01/2020 SHEET 2 OF 2