

NOTES:

40-000-1535-01

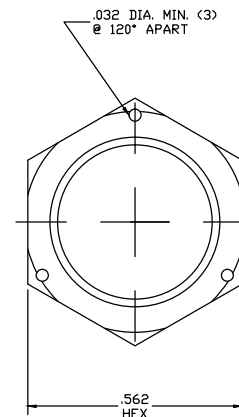
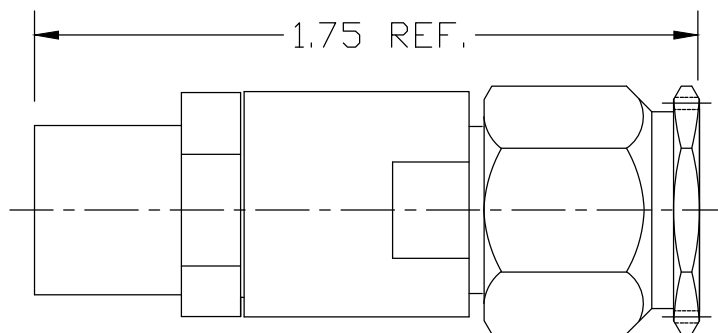
Materials: SST. corrosion-resistant, Non Magnetic 303, per ASTM A484 and A582. Beryllium Copper per ASTM-B-196, QQ-C-530 PTFE Fluorocarbon per ASTM-D-1710 Type 1


Finish: Center Conductors and solder components shall be plated per MIL-G-45204 Type II, Class 1 over Nickel plate per QQ-N-290. Body and Body components shall be passivated per ASTM A380.

Frequency: DC-18 GHz

VSWR: 1.2 TO 18 GHz

Insertion Loss: $.05\sqrt{\text{Frequency}}$



LTR	DESCRIPTION	DATE	APPR.	DRAWN DRP	CHECKED	USED ON 40-000-1535-01	 SRI CONNECTOR GAGE CO. 751 NORTH DRIVE MELBOURNE FL. 32934		
-	REL	5/07		APPR.	SCALE NTS	MATERIAL	TITLE REPLACEABLE TNC PLUG TO LL335 CA.		
				UNLESS OTHERWISE SPECIFIED: 1. REMOVE ALL BURRS 2. BREAK ALL CORNERS & EDGES .005 R. MAX 3. CHAMFER 1st & LAST THREADS 45° 4. SURFACE ROUGHNESS: 63 MIL-STD-10 5. DIAMETERS ON COMMON CENTERS TO BE CONCENTRIC WITHIN T.I.R. 6. ALL DIMENSIONS ARE AFTER PLATING		FINISH			
				DIMENSIONS ARE IN INCHES TOLERANCES		SIZE A	FSCM NO. □HMQ1	SHEET 1	DWG. NO. 40-000-1535-01
				DECIMALS	FRACTIONAL	ANGULAR			
				.X ±.030		.X° ±1°0'			
				.XX ±.015	± 1/64	.X'X' ±15'			
				.XXX ±.005					