

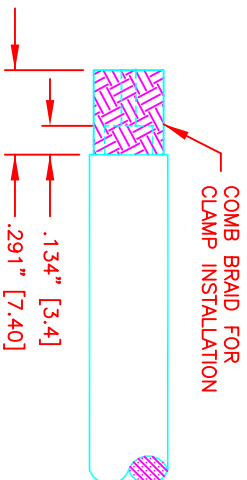
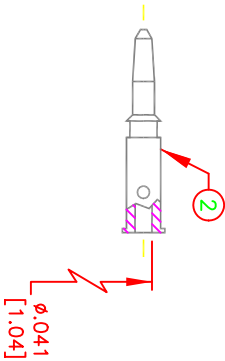
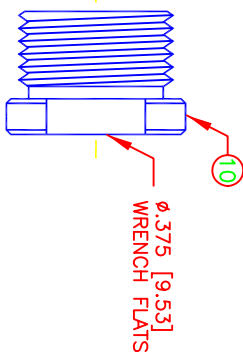
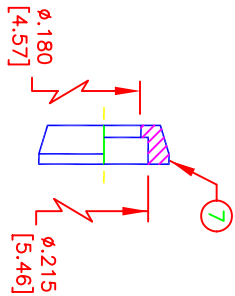
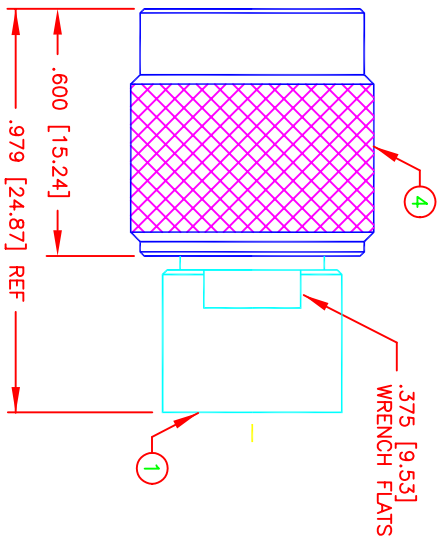
SPECIFICATION CONTROL DRAWING

THIS DRAWING CONTAINS INFORMATION PROPRIETARY TO RF INDUSTRIES, LTD. ANY UNAUTHORIZED USE OF THIS DRAWING IS EXPRESSLY PROHIBITED. ANY VIOLATION IS PUNISHABLE UNDER U.S. COPYRIGHT LAWS.

REV	DESCRIPTION	DWN	DATE	APPROVED
D	CHG BACK NUT ITEM #10 TO WRENCH FLATS	CZS	11/11/97	P. COLCHIN
E	CHANGE OD ON GASKET [#8]	KMM	1/26/98	R. RICE
F	STANDARDIZE CLAMP DIMS / CHANGE DIE CONFIG	CZS	9/22/99	R. RICE
G	CHANGED CABLE STRIP DIM'S	JDM	8/6/07	R. RICE

ALL DIMENSIONS ARE REFERENCE ONLY

000000



SUGGESTED STRIPPING INSTRUCTIONS

SUGGESTED CRIMP: .068

SPECIFICATIONS:

IMPEDANCE: 50 OHMS
 WORKING VOLTAGE: 500 VRMS @ SEA LEVEL
 FREQUENCY RANGE: 0-7GHz
 INSERTION LOSS: \leq -.2dB @ 3 GHz
 VSWR MAX: 1.3:1 @ 3 GHz
 (C) FOR RG-58, 58A, 58C, 141, 141A, BELDEN 8240, 8259, 8262, 9201, 9203, 9310, 9311 & COMM/SCOPE 0268 (C1) FOR RG-55, 55A, 55B, 142, 142A, 142B, 223 & 400/U, ALPHA 9055, 9055B, 9223, BELDEN 8219, 83242, 84142, 9907
 INTERFACE PER MIL-STD-348, SECTION 313.1

DIMENSIONS ARE IN INCHES AND [MILLIMETERS]

UNLESS OTHERWISE NOTED TOLERANCES ARE: DECIMALS DIAMETER

ITEM	DESCRIPTION	QTY	MATERIAL	FINISH
10	BACK NUT	1	BRASS	NICKEL
9	WASHER	1	BRASS	NICKEL
8	GASKET	1	S.I. RUBBER	RED
7	CLAMP	1	BRASS	NICKEL
6	RETAINING RING	1	BRASS	NONE
5	GASKET	1	S.I. RUBBER	RED
4	SHELL	1	BRASS	NICKEL
3	DIELECTRIC	1	TEFLON	NONE
2	PIN [PIN-303-12]	1	BRASS	GOLD
1	BODY	1	BRASS	NICKEL

DRAWN: C. ZUNIGA
 CHECKED: 8/6/07

ORU DRAWN: 5/29/92
 KW

APPROVALS: DATE

RF connectors
 DIVISION OF RF INDUSTRIES, LTD.

RFT-1200

TNC MALE CLAMP

7610 MIRAMAR RD
 SAN DIEGO, CA 92126
 (858) 549-6340
 (858) 549-6345 FAX

SIZE: A
 CABLE GROUP: C & C1
 DWG NO.: RFT-1200
 REV: G

SCALE: 2:1
 CAD FILE: 13ARC B

SHEET 1 OF 1