

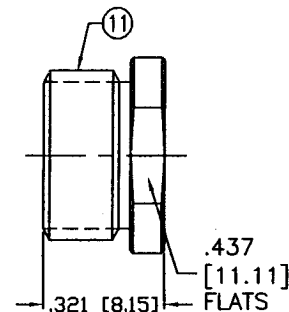
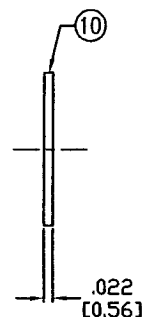
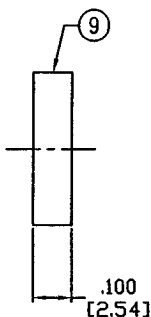
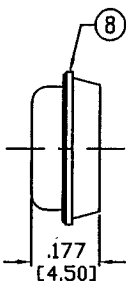
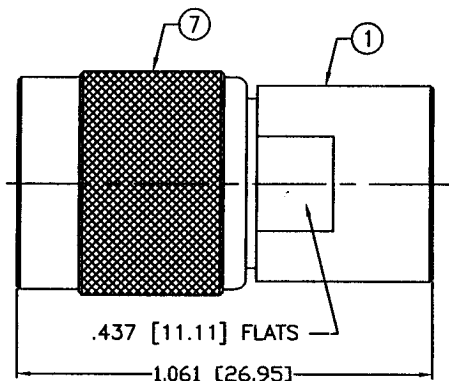
THIS DRAWING CONTAINS INFORMATION PROPRIETARY TO RF INDUSTRIES,
 ANY UNAUTHORIZED USE OF THIS DRAWING IS EXPRESSLY PROHIBITED
 WITHOUT WRITTEN PERMISSION FROM RF INDUSTRIES.
 ANY VIOLATION IS PUNISHABLE UNDER U.S. COPYRIGHT LAWS.

ALL DIMENSIONS ARE REFERENCE ONLY

PART NO.

RFT-1201-1X

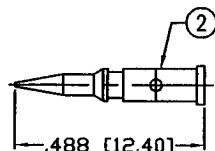
REV	DESCRIPTION	OWN	DATE	APPROVED
B2	UPDATE AND CHANGE DIMS \ RPLS DWG 7886	PB	1/6/93	J. BENZ
C	STANDARDIZE	KMM	10/11/94	R. RICE
D	CHG PIN OD DIE ID, BACK NUT & STRIP INST / ADD BODY DIM	CZS	9/10/98	R. RICE
E	CHG FORMAT, STRIP DIMS, SPECS & DWG # 7708	GGG	6/18/02	JDMc



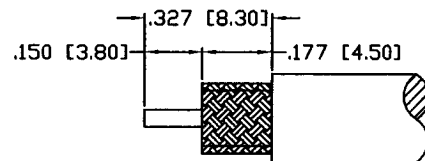
SPECIFICATIONS:

IMPEDANCE: 50 Ohms
 FREQUENCY RANGE: 0-11 GHz
 WORKING VOLTAGE: 500 VRMS
 INSULATION RESISTANCE: 5k M ohms min.
 TEMPERATURE RANGE: -65°C TO 85°C

(X) RG-8/X, BELDEN 9258, COMM SCOPE BWC-240R
 MICRO 8/U, REMEE 1600, SAXTON 8315 &
 TIMES LMR-240 & LMR-240 ULTRAFLEX CABLE



**RECOMMENDED
 CRIMP DIE: .068"**



RECOMMENDED STRIPPING DIMENSIONS

UNLESS OTHERWISE SPECIFIED:

1. REMOVE ALL BURRS
2. BREAK ALL CORNERS & EDGES .005 R. MAX.
3. CHAMFER 1ST & LAST THREADS 45°
4. SURFACE ROUGHNESS 63 FINISH MIL-STD-10
5. DIAMETERS ON COMMON CENTERS TO BE CONCENTRIC WITHIN .002 T.I.R.
6. ALL DIMENSIONS ARE AFTER PLATING.

DIMENSIONS ARE IN INCHES
 AND [MILLIMETERS]

UNLESS OTHERWISE NOTED
 TOLERANCES ARE:

DECIMALS	DIAMETER
.XXX±.003 [.08]	.XXX±.001 [.03]
.XX±.005 [.13]	.XX±.003 [.08]

RF connectors
 DIVISION OF RF INDUSTRIES, LTD.

7610 MIRAMAR RD
 SAN DIEGO, CA 92126
 (858) 549-6340
 (858) 549-6345 FAX

TNC PLUG, CLAMP

SIZE	CABLE GROUP	DWG NO.	REV
A	X	RFT-1201-1X	E
SCALE: NTS		CAD FILE OUTLINE	SHEET 1 OF 1

#	DESCRIPTION	QTY	MATRL	FINISH
1	BODY	1	BRASS	NICKEL, 80μ"
2	PIN	1	BRASS	GOLD, 3μ"
3	DIELECTRIC	1	PTFE	---
4	GASKET	1	RUBBER	---
5	RETAINING RING	1	BRASS	NICKEL, 80μ"
6	PRESS FIT	1	BRASS	NICKEL, 80μ"
7	SHELL	1	BRASS	NICKEL, 80μ"
8	CLAMP	1	BRASS	NICKEL, 80μ"
9	GASKET	1	BRASS	NICKEL, 80μ"
10	WASHER	1	RUBBER	---
11	BACK NUT	1	BRASS	NICKEL, 80μ"
12				
13				
14				

000486	
DRAWN G. GALLEGOS	6/16/02
CHECKED P. BREAUX	7/30/92
ORJ DRAWN P. BREAUX	
APPROVALS	DATE