

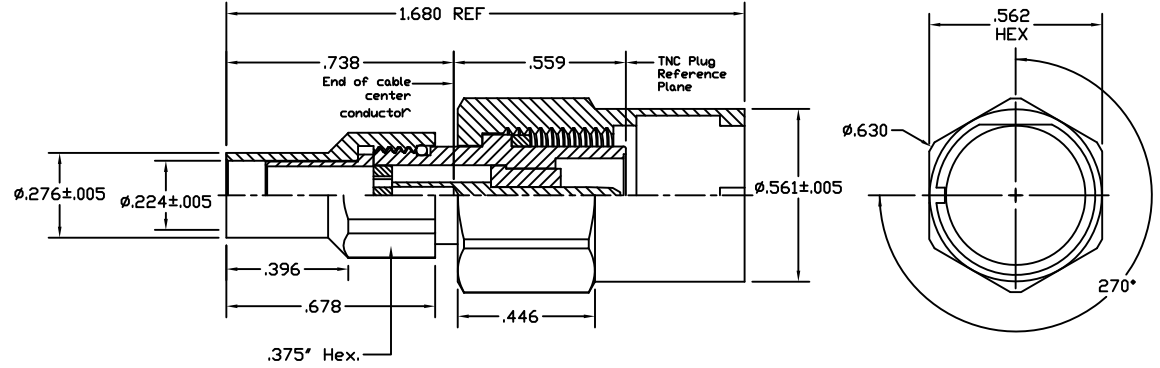
NOTES:

46-000-1596-01

Materials: SST. corrosion-resistant, Non Magnetic 303, per ASTM A484 and A582. Beryllium Copper per ASTM-B-196, QQ-C-530
PTFE Fluorocarbon per ASTM-D-1710 Type 1

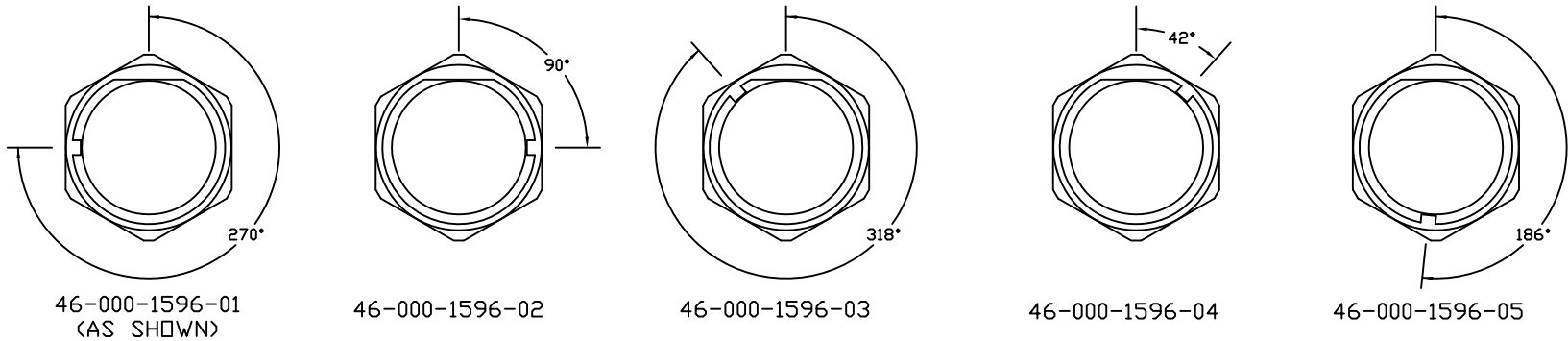
Finish: Center Conductors and solder components shall be plated per MIL-G-45204 Type II, Class 1 over Nickel plate per QQ-N-290.
Body and Body components shall be passivated per ASTM A380.

Frequency: DC-18 GHz
VSWR: 1.15 TO 18 GHz
Insertion Loss: .05√Frequency




KEYED TNC 18 GHz CONNECTORS MEET OR EXCEED PTNC AND MIL-C-39012 PARAMETERS AND WILL MATE WITH ANY TNC CONNECTOR. AN ADDITIONAL CLEARANCE LENGTH MUST BE ADDED TO JACKS FOR EXTENDED COUPLING NUT.

WHEN ORDERING THE MATING KEYED TNC CONNECTOR THE LAST 2 DIGITS MUST MATCH TO OBTAIN PROPER KEY COMBINATIONS. I.E 47-XXX-XXXX-02(JACK) MATES WITH 46-XXX-XXXX-02(PLUG)



KEY COMBINATIONS AS SHOWN FROM TNC INTERFACE

LTR	DESCRIPTION	DATE	APPR.	DRAWN DP	CHECKED	USED ON	 SRI CONNECTOR GAGE CO. 3950 DOW ROAD MELBOURNE FL 32934	
-	REL	10/08		APPR.	SCALE	46-000-1596-01	TITLE KEYED TNC 18GHz PLUG TO PSC-190	
				UNLESS OTHERWISE SPECIFIED: 1. REMOVE ALL BURRS 2. BREAK ALL CORNERS & EDGES .005 R. MAX 3. CHAMFER 1st & LAST THREADS 45° 4. SURFACE FINISHED 32/ UNLESS OTHERWISE SPECIFIED. 5. DIAMETERS ON COMMON CENTERS TO BE CONCENTRIC WITHIN .002 T.I.R. 6. ALL DIMENSIONS ARE AFTER PLATING.			FINISH	
				DIMENSIONS ARE IN INCHES TOLERANCES			MATERIAL	
				DECIMALS ±.030 .XX ±.010 .XXX +.005	FRACTIONAL ± 1/64	ANGULAR .X° ±1°0' .X°X' ±15'	SIZE	FSCM NO.
							A	OHMO1
							SHEET	DWG. NO.
							1	46-000-1596-01