

5

4

3

2

1

SPECIFICATIONS

ELECTRICAL

VSWR	
DC-18 GHz	1.15:1 MAX.
18-35 GHz	1.30:1 MAX.
35-50 GHz	1.45:1 MAX.

POWER (AVG. MAX.) _____ @25°C SEE TABLE DERATES LINEARLY TO 10% @ +125°C

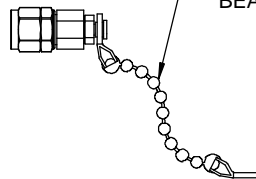
OPERATING TEMPERATURE RANGE _____ -55°C to +100°C

MECHANICAL

HOUSING	STAINLESS STEEL IAW ASTM-A484 & ASTM-A582, ALLOY 303, COND A. PASSIVATED.
CONTACT	BERYLLIUM COPPER, GOLD PLATED IAW MIL-PRF-39012
DIELECTRIC	HIGH TEMPERATURE PLASTIC BEAD

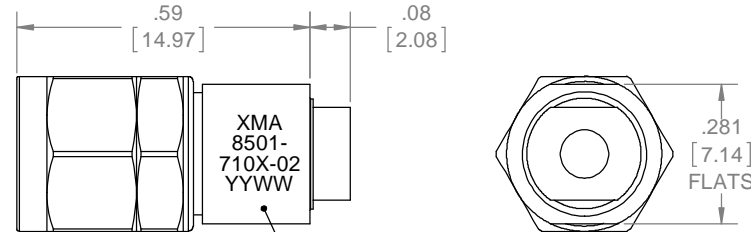
MARKING:

PART LOOKS LIKE PRODUCT IMAGE ABOVE. PART MARKING ORIENTATION AND FORMAT AS SHOWN. MARKING TO BE AS LARGE AS POSSIBLE, CLEAR, AND READABLE. REPLACE "X" WITH APPROPRIATE POWER LEVEL FROM TABLE BELOW. YYWW EQUALS DATE CODE



ADD "-C" TO PART NUMBER FOR OPTIONAL 2" BEAD CHAIN

REVISIONS				
REV	DESCRIPTION	ECO #	DATE	APPROVED
D	ADDED MARKING/NEW DWG FORMAT	14-348	10/10/14	T.KUHN
E	ADDED XMA TO MARKING	16-080	4/12/16	T.KUHN



MARKING AREA. ROUND SURFACE ONLY.

QTY.	PART NUMBER	DESCRIPTION	ITEM NO.
X	8501-710X-02	TERMINATION, 2.4mm-m, DC-50GHz	
1	TA-8501-710X-02U	ASSEMBLY, TERMINATION, 2.4mm-m, DC-50GHz. UNMARKED	1

8501-710X-02	POWER LEVEL
X = 0	0.5 WATT
X = 1	1 WATT
X = 2	2 WATT

DRAWING PRACTICES PER ANSI-Y-14.5 MIL-STD-100 & 1000

DIMENSIONS ARE IN INCHES AND APPLY BEFORE / AFTER PROCESSING

SURFACE ROUGHNESS μ INCHES **63**

FINISH:

SEE NOTES

MATERIAL:

SEE NOTES

NOTE: THIS DRAWING INCORPORATES THIRD ANGLE PROJECTION.

INTERPRET IAW ANSI Y14.5-1982

UNLESS OTHERWISE SPECIFIED TOLERANCES IN:

DECIMALS	INCH	[MM]
.X"	.05"	[1.27]
.XX"	.03"	[.76]
.XXX"	.010"	[.25]

ANGLES $\pm 0^{\circ}30'$

REMOVE ALL BURRS/SHARP W/ BREAK / R OF .003" TO .0005" UNLESS OTHERWISE NOTED

DIAS CONCENTRIC $< .003$ T.I.R.


DO NOT SCALE PRINT

DRAWN DATE
T.KUHN 02/11/09

CHECKED DATE
MCCORMICK 02/11/09

ENG. APPR. DATE
T.KUHN 02/11/09

THESE DRAWINGS AND SPECIFICATIONS ARE THE PROPERTY OF XMA CORP. OR OMNI SPECTRA AND SHALL NOT BE REPRODUCED, COPIED NOR USED - IN WHOLE OR IN PART - AS A BASIS FOR THE MANUFACTURE OR SALE OF OTHER ITEMS WITHOUT THE EXPRESS WRITTEN PERMISSION OF XMA CORP.



Phone: 603-222-2256 Fax: 603-222-2259
150 Dow Street, Manchester, NH 03101

TITLE
TERMINATION, 2.4mm-m, DC-50GHz

SIZE	CAGE CODE	DRAWING NUMBER	REV
B	3HT76	8501-710X-02	E
SCALE	PLATED AREA SQ. IN	SHEET 1 OF 1	

5

4

3

2

1