

4

3

2

1

SPECIFICATIONS

ELECTRICAL

FREQUENCY RANGE _____ SEE TABLE

VSWR _____ SEE TABLE

IMPEDANCE _____ 50 OHMS

TEMPERATURE RANGE _____ -65°C TO +125°C

POWER (AVG) _____ 1 WATT
POWER DERATES LINEARLY FROM +45°C TO <10% @ +125°C

POWER (PEAK) _____ 500 WATTS
(<5 μ SEC PW, <1% DUTY CYCLE)

MECHANICAL

INNER CONDUCTOR: _____ BERYLLIUM COPPER PER ASTM B196 & B197.

OUTER CONDUCTOR: _____ STAINLESS STEEL, PER ASTM A484 & A582, CLASS 303, COND. A.

DIELECTRIC: _____ TEFLON PER ASTM D1710.

FINISH

INNER CONDUCTOR: _____ GOLD PLATED PER MIL-PRF-39012.

HOUSING/COUPLING NUT FINISH PER SUFFIX (REPLACING -0X IN P/N)
 -00 OUTER CONDUCTOR/NUT GOLD PLATED
 -02 OUTER CONDUCTOR/NUT PASSIVATED SS
 -01 OUTER CONDUCTOR GOLD PLATED, NUT PASSIVATED SS

ADD "C" TO THE END OF PART NUMBER FOR CHAINED UNITS. (EXCLUDING PARTS 2001-6105-0X AND 2001-6115-0X)

**** EXCEPTION FOR THE 200X-6151-02, OUTER HOUSING IS GOLD PLATED AND NUT IS PASSIVATED**

CONNECTOR INTERFACE COMPLIES WITH MIL-PRF-39012 AND MIL-STD-348 FOR SMA MATING CHARACTERISTICS.

RoHS COMPLIANT DEVICE

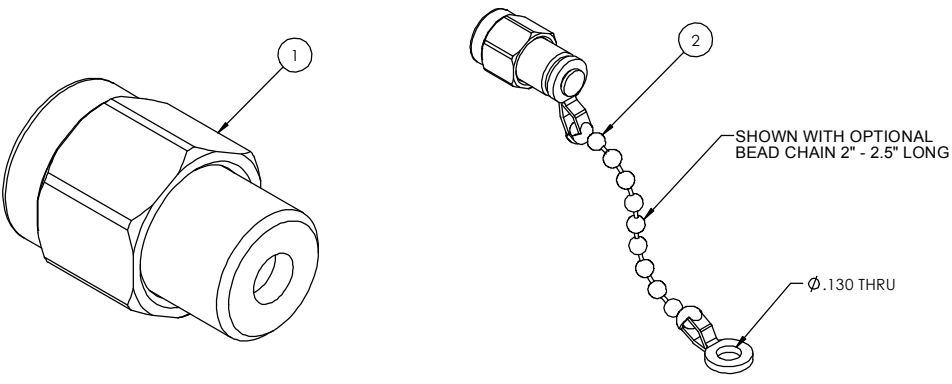
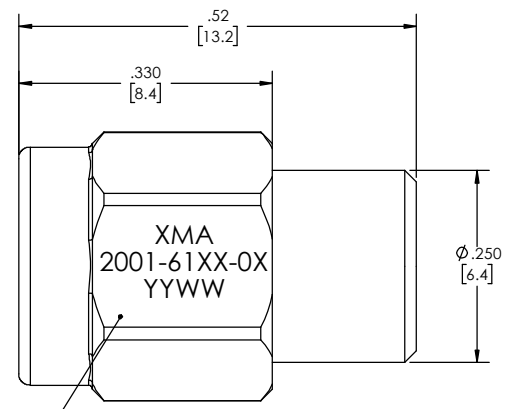
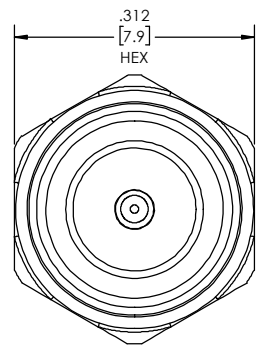
MARKING

PART LOOKS LIKE PRODUCT IMAGE ABOVE.
 PART MARKING ORIENTATION AND FORMAT AS SHOWN.
 MARKING TO BE AS LARGE AS POSSIBLE, CLEAR AND READABLE.
 YYWW EQUALS DATE CODE.

REVISIONS				
REV	DESCRIPTION	ECO #	DATE	APPROVED
J	REVISED MARKING AREA	15-297	10/7/15	T.KUHN
K	ADDED ** NOTE TO TABLE; LENGTH TOL	16-143	6/23/16	T.KUHN
L	REVISED TITLE AND FREQ. SPEC TO "SEE TABLE"	16-199	9/28/16	T.KUHN
M	REMOVED 2001-6118-0X	17-045	4/11/17	T.KUHN

FREQUENCY (GHz)	VSWR DC-4 (GHz)	VSWR 4-12.4 (GHz)	VSWR 12.4-18 (GHz)	VSWR 18-26.5 (GHz)	PART NUMBER	
DC-4	DC-1 1.05:1 2-4 1.10:1	-	-	-	2001-6151-0X**	
DC-12.4	1.05:1	1.05:1	-	-	2001-6116-0X	
DC-18	1.05:1	1.10:1	1.25:1	-	2001-6144-0X	
	1.05:1	1.15:1	1.15:1	-	2001-6105-0X *	
	1.05:1	1.15:1	1.15:1	-	2001-6100-0X	
	1.05:1	1.15:1	1.20:1	-	2001-61010X	
	1.05:1 +0.01 f (GHz) DC - 18GHz				-	2001-6143-0X
	1.05:1	1.05:1	1.10:1	-	2001-6117-0X	
	1.10:1	1.10:1	1.10:1	-	2001-6111-0X	
	1.05:1	1.15:1	1.20:1	-	2001-6112-0X	
DC-26.5	1.10:1	1.20:1	1.30:1	-	2001-6113-0X	
	1.10:1	1.20:1	1.30:1	-	2001-6115-0X *	
	1.05:1	1.10:1	1.20:1	1.30:1	2001-6110-0X	
	1.05:1 +.007f (GHz) DC TO 26.5 GHz				-	2001-6119-0X

* WITH 2" TO 2.5" MONEL BEAD CHAIN
 ** EXCEPTION FOR THE 200X-6151-02, OUTER HOUSING IS GOLD PLATED AND NUT IS PASSIVATED



NO CHAIN	CHAIN	PART NUMBER	DESCRIPTION	ITEM NO.
		2001-61XX-0X	TERMINATION, SMA-m	
1	-	TA-2001-6000-0XYYU	ASSEMBLY, TERMINATION, SMA-m, UNMARKED	1
-	1	TA-2001-6000-0XYYUC	ASSEMBLY, TERMINATION, SMA-m, CHAINED, UNMARKED	2

DRAWING PRACTICES PER ANSI Y14.5 DIMENSIONS ARE IN INCHES AND APPLY BEFORE/ AFTER PROCESSING	UNLESS OTHERWISE SPECIFIED TOLERANCES IN: DECIMALS INCH (MM)	DRAWN MCCORMICK	DATE 2/5/15
SURFACE ROUGHNESS 63	X" .05" [1.27] .XX" .03" [.76] .XXX" .010" [.25]	CHECKED MCCORMICK	DATE 2/5/15
FINISH: SEE NOTES	ANGLES ±0°30' REMOVE ALL BURRS/SHARP W/ BREAK / R OF .003" TO .0005" UNLESS OTHERWISE NOTED DIAS CONCENTRIC <.003 T.I.F.	ENG APPR. T.KUHN	DATE 2/5/15
MATERIAL: SEE NOTES	NOTE: THIS DRAWING INCORPORATES THIRD ANGLE PROJECTION.	THESE DRAWINGS AND SPECIFICATIONS ARE THE PROPERTY OF XMA CORP. OR OMNI SPECTRA AND SHALL NOT BE REPRODUCED, COPIED NOR USED IN WHOLE OR IN PART AS A BASIS FOR THE MANUFACTURE OR SALE OF OTHER ITEMS WITHOUT THE EXPRESS WRITTEN PERMISSION OF XMA CORP.	
INTERPRET LAW ANSI Y14.5-1982	DO NOT SCALE PRINT	XMA Omni Spectra® Phone: 603-222-2256 Fax: 603-222-2259 150 Dow Street, Manchester, NH 03103	

TERMINATION, SMA-m, DC-26.5 GHz			
SIZE C	CAGE CODE 3HT76	DRAWING NUMBER 2001-61XX-0X	REV M
SCALE	PLATED AREA 50 IN	SHEET 1 OF 1	

4

3

2

1