

SMA Terminations

2001 Thru 2004 Series

Features

- Small Size
- Light Weight
- Low VSWR
- Ideal For Test and Measurement as well as System use

Frequency (GHz)	Average Power (Watts)	VSWR DC - 4 (GHz)	VSWR 4 - 12.4 (GHz)	VSWR 12.4 - 18 (GHz)	VSWR 18 - 26.5 (GHz)	Plug Part Number	Fig.	Jack Part Number	Fig.
DC - 4.0	1.0	DC - 2 1.10:0 2 - 4 1.15:1	-	-	-	2001-6500-00	2	2002-6500-00	4
	1.0	DC - 2 1.10:1 2 - 4 1.15:1	-	-	-	2001-6501-00	2	-	-
		DC - 1 1.05:1 1 - 4 1.10:1	-	-	-	2001-6151-02 ⁵	2	-	-
		DC - 1 1.05:1 1 - 4 1.10:1	-	-	-	2003-6151-02 ⁵	1	-	-
DC - 12.4	0.5	1.05:1	1.05:1	-	-	2001-6116-00	2	2002-6116-00	4
		1.05:1	1.05:1	-	-	2003-6116-00	1	2004-6116-00	3
DC - 18.0	1.0	1.05:1	1.15:1	1.15:1	-	2001-6105-00	2 ³	2002-6105-00	5 ³
		1.05:1	1.15:1	1.15:1	-	2001-6100-00	2	2002-6100-00	5
		1.05:1	1.15:1	1.20:1	-	2001-6101-00	2	2002-6101-00	4
		1.09:1 ¹	1.17:1 ¹	1.23:1 ¹	-	2001-6143-00	2	-	-
		1.08:1 ⁴	1.15:1 ⁴	1.20:1 ⁴	-	2001-6147-00	2	-	-
	1.0	1.05:1	1.05:1	1.05:1	-	2001-6118-00 ²	2	2002-6118-00 ²	4
		1.05:1	1.05:1	1.10:1	-	2001-6117-00	2	2002-6117-00	4
		1.10:1	1.10:1	1.10:1	-	2001-6111-00	2	2002-6111-00	4
		1.05:1	1.15:1	1.20:1	-	2001-6112-00	2	2002-6112-00	4
		1.10:1	1.20:1	1.30:1	-	2001-6113-00	2	2002-6113-00	4
		1.10:1	1.20:1	1.30:1	-	2001-6115-00	2 ³	2002-6114-00	4 ³
		1.05:1	1.05:1	1.10:1	-	2003-6117-00	1	2004-6117-00	3
		1.10:1	1.10:1	1.10:1	-	2003-6111-00	1	2004-6111-00	3
		1.05:1	1.15:1	1.20:1	-	2003-6112-00	1	2004-6112-00	3
DC - 26.5	0.5	1.10:1	1.20:1	1.30:1	-	2003-6113-00	1	2004-6113-00	3
		1.10:1	1.20:1	1.30:1	-	2003-6115-00	1 ³	2004-6115-00	3 ³
		1.05:1	1.10:1	1.20:1	1.30:1	2001-6110-00	2	2002-6110-00	4
		1.05:1	1.10:1	1.20:1	1.30:1	2003-6110-00	1	2004-6110-00	3

1. VSWR based on 1.05 + 0.01 f (GHz) Max.

2. Calibrated termination supplied with data identifying actual VSWR values at 2.0, 4.0, 12.4 and 18 GHz. Finish is gold.

3. With 2" monel bead chain attached to Nickel Plated Brass eyelet with 0.130 I.D. clearance hole end adds to length of device.

4. Power is derated linearly from 3 watts at ≤ 25°C. VSWR based on 1.05:1 + 0.008 f (GHz) Max.

5. Gold plated body with passivated stainless steel coupling nut.

Standard finish is gold. For passivated stainless steel, change part number suffix from -00 to -02.

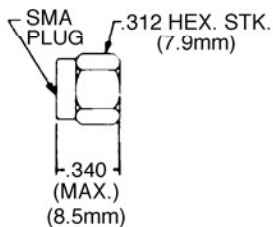


Figure 1

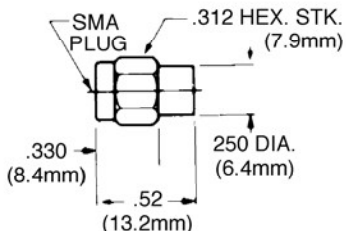


Figure 2

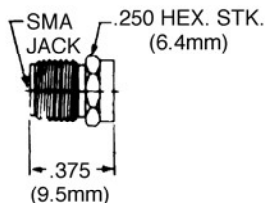


Figure 3

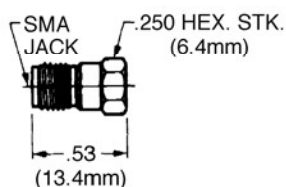


Figure 4

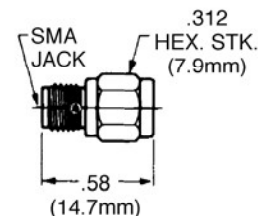
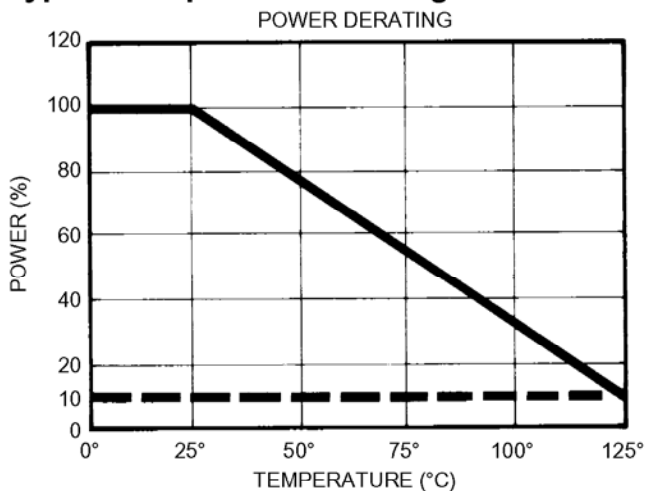


Figure 5

Typical Temperature Derating



All SMA standard model terminations are 50 ohms and are derated linearly to 10% power at 125°C. Operating temperature range is -54 to +125°C.

Specifications subject to change without notice.

Non-standard versions available.

Contact franchised distributor or factory.