

SPECIFICATIONS

ELECTRICAL

FREQUENCY RANGE _____ DC - 27 GHz
 VSWR _____ SEE TABLE
 IMPEDANCE _____ 50 OHMS
 TEMPERATURE RANGE (°C) _____ -55 TO +125
 POWER (AVG) _____ 1 WATTS
 POWER DERATES LINEARLY FROM +45°C TO <10% @+125°C
 POWER (PEAK) _____ 500 WATTS
 (<5 μ SEC PW, <1% DUTY CYCLE)

MECHANICAL

INNER CONDUCTOR: _____ BERYLLIUM COPPER PER
 ASTM B196 & B197.
 OUTER CONDUCTOR: _____ STEEL, CORROSION RESISTANT PER
 ASTM A484 & A582, CLASS 303, COND. A.
 DIELECTRIC: TEFLON PER ASTM D1710.

FINISH

INNER CONDUCTOR: _____ GOLD PLATED PER MIL-PRF-39012.
 HOUSING/COUPLING NUT FINISH PER SUFFIX (REPLACING -0X IN P/N)
 -00 OUTER CONDUCTOR/NUT GOLD PLATED
 -02 OUTER CONDUCTOR/NUT PASSIVATED SS
 -01 OUTER CONDUCTOR GOLD PLATED, NUT PASSIVATED SS

ADD C FOR 2-2.5" CHAIN ATTACHED

CONNECTOR INTERFACE COMPLIES WITH MIL-PRF-39012 AND MIL-STD-348
 FOR SMA MATING CHARACTERISTICS.

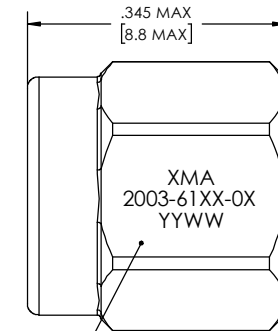
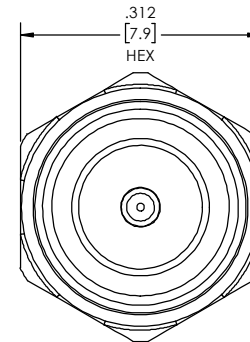
MARKING

PART LOOKS LIKE PRODUCT IMAGE ABOVE.
 PART MARKING ORIENTATION AND FORMAT AS SHOWN.
 MARKING TO BE AS LARGE AS POSSIBLE, CLEAR AND READABLE.
 YYWW EQUALS DATE CODE.

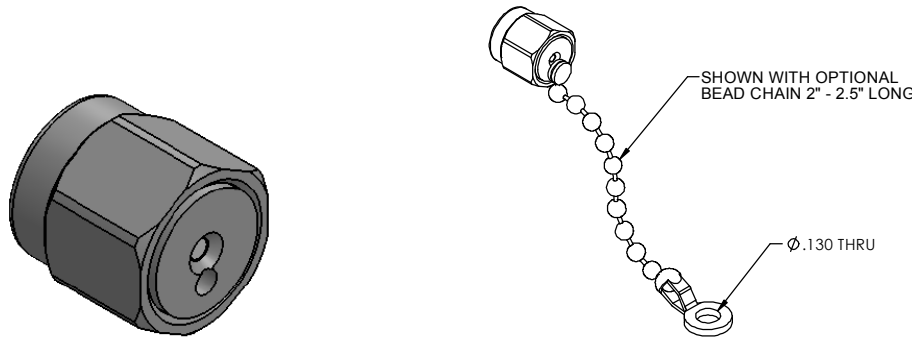
REVISIONS				
REV	DESCRIPTION	ECO #	DATE	APPROVED
F	SEPARATED 2001 & 2003;NEW TITLEBLOCK	14-355	10/23/14	T.KUHN
G	ADDED 2003-6115-0X TO TABLE	15-073	3/31/15	T.KUHN
H	DELETED 2003-6118-0X FROM TABLE	17-113	7/20/17	T.KUHN

FREQUENCY (GHz)	VSWR DC-4 (GHz)	VSWR 4-12.4 (GHz)	VSWR 12.4-18 (GHz)	VSWR 18-26.5 (GHz)	PART NUMBER
DC-4.0	DC-1 1.05:1 2-4 1.10:1	-	-	-	2003-6151-0X
DC-12.4	1.05:1	1.05:1	-	-	2003-6116-0X
DC-18.0	1.05:1	1.05:1	1.10:1	-	2003-6117-0X
	1.10:1	1.10:1	1.10:1	-	2003-6111-0X
	1.05:1	1.15:1	1.20:1	-	2003-6112-0X
DC-26.5	1.10:1	1.20:1	1.30:1	-	2003-6113-0X
	1.05:1	1.10:1	1.20:1	1.30:1	2003-6110-0X
	1.10:1	1.20:1	1.30:1		2003-6115-0X*

*INCLUDES 2" TO 2.5" BEAD CHAIN



MARKING AREA



QTY.	PART NUMBER	DESCRIPTION	ITEM NO.
	2003-61XX-0X	TERMINATION, SMA-m, DC-27GHz	
1	TA-2003-6000-0XYU	ASSEMBLY, TERMINATION, SMA-m, DC-27GHz, UNMARKED	1

DRAWING PRACTICES PER ANSI Y14.5
 DIMENSIONS ARE IN INCHES AND APPLY BEFORE/AFTER PROCESSING
 SURFACE ROUGHNESS INCHES: 63
 FINISH: SEE NOTES
 MATERIAL: SEE NOTES
 NOTE: THIS DRAWING INCORPORATES THIRD ANGLE PROJECTION.
 INTERPRET LAW ANSI Y14.5-1982

UNLESS OTHERWISE SPECIFIED TOLERANCES IN:
 DECIMALS INCH (MM)
 X" .05" [1.27]
 .XX" .03" [.76]
 .XXX" .010" [.25]
 ANGLES ±10°30'
 REMOVE ALL BURRS/SHARP W/ BREAK / R OF .003" TO .0005"
 UNLESS OTHERWISE NOTED DIAS CONCENTRIC <.003 T.I.R.
 DO NOT SCALE PRINT

DRAWN DATE: MCCORMICK 10/23/14
 CHECKED DATE: MCCORMICK 10/23/14
 ENG APPR. DATE: T.KUHN 10/23/14
 THESE DRAWINGS AND SPECIFICATIONS ARE THE PROPERTY OF XMA CORP. OR OMNI SPECTRA AND SHALL NOT BE REPRODUCED, COPIED NOR USED IN WHOLE OR IN PART AS A BASIS FOR THE MANUFACTURE OR SALE OF OTHER ITEMS WITHOUT THE EXPRESS WRITTEN PERMISSION OF XMA CORP.

XMA Omni Spectra[®]
 Phone: 603-222-2256 Fax: 603-222-2259
 150 Dow Street, Manchester, NH 03103

TERMINATION, SMA-m, DC-27GHz, 1W

SIZE	CAGE CODE	DRAWING NUMBER	REV
C	3HT76	2003-61XX-0X	H

SCALE: PLATED AREA 50 IN SHEET 1 OF 1