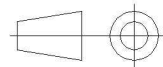
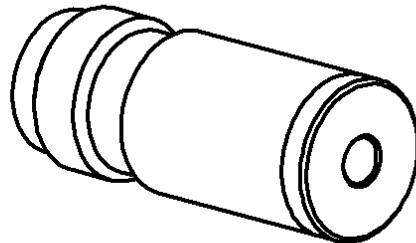
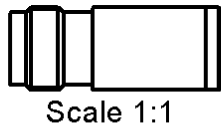
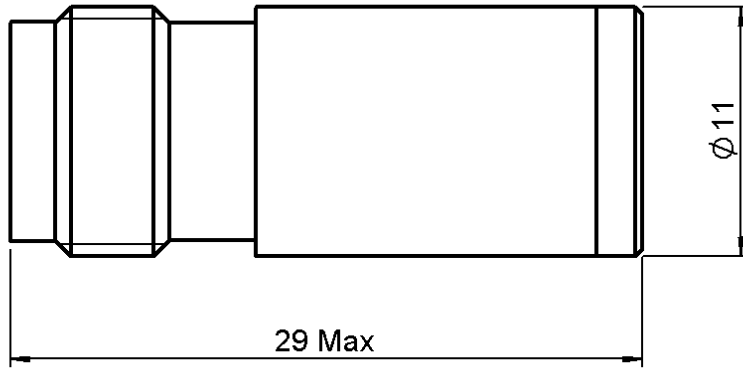


**TNC FEMALE COAXIAL TERMINATION**

**R404.122.000**

**4 GHZ 1W Z50**

Series : **TERMINATION**



All dimensions are in mm.

COMPONENTS	MATERIALS	PLATING(µm)
<b>BODY</b>	BRASS	NICKEL 2
<b>CENTER CONTACT</b>	BERYLLIUM COPPER	GOLD 0.5 OVER NICKEL 2
<b>OUTER CONTACT</b>		
<b>INSULATOR</b>	PTFE	
<b>GASKET</b>	SILICONE	
<b>SUBSTRATE</b>	ALUMINA	
<b>RESISTOR</b>	THICK FILM	
<b>OTHERS PARTS</b>		

**Issue : 0843 A**

In the effort to improve our products, we reserve the right to make changes judged to be necessary.



**TNC FEMALE COAXIAL TERMINATION**

**R404.122.000**

**4 GHZ 1W Z50**

Series : **TERMINATION**

**ELECTRICAL CHARACTERISTICS**

Frequency (GHz)	DC - 1	1 - 4
V.S.W.R (≤)	1.08	1.20

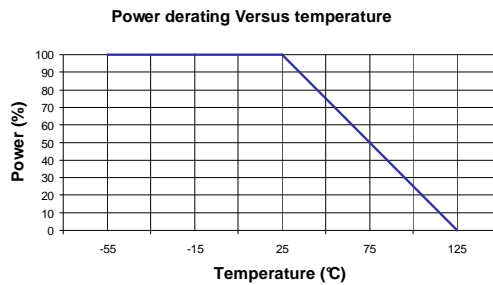
Operating Frequency Range	DC - 4	GHz
Impedance	50	Ω
DC Resistance	50	Ω ± 5%
Peak power at 25°C (1μs, 1%)	100	W
Average power at 25°C	1	W (Free Air Cooled)
		W (Conduction Cooled)

**MECHANICAL CHARACTERISTICS**

Connectors	TNC	Female	MIL C39012
Weight	14,0500 g		

**ENVIRONMENTAL CHARACTERISTICS**

Operating temperature range	-55 /+125 °C
Storage temperature range	-55 /+125 °C



**SPECIFICATION**

**OTHER CHARACTERISTICS**

Issue : 0843 A

In the effort to improve our products, we reserve the right to make changes judged to be necessary.

