

**SPECIFICATIONS**

**ELECTRICAL**

FREQUENCY RANGE \_\_\_\_\_ DC - 18 GHz

**ATTENUATION ACCURACY**

0 - 6 dB \_\_\_\_\_ ±0.30 dB  
 7 - 20 dB \_\_\_\_\_ ±0.50 dB  
 21 - 30 dB \_\_\_\_\_ ±0.75 dB

**VSWR**

DC - 4 GHz \_\_\_\_\_ 1.15:1 MAX  
 4 - 12.4 GHz \_\_\_\_\_ 1.25:1 MAX  
 12.4 - 18 GHz \_\_\_\_\_ 1.35:1 MAX

INPUT POWER \_\_\_\_\_ 2 WATTS  
 DERATES LINEARLY FROM 100% @ +25°C TO 10% @ 125°C

PEAK POWER \_\_\_\_\_ 500 WATTS  
 (5µSec PULSE WIDTH, 0.01% DUTY CYCLE)

IMPEDANCE \_\_\_\_\_ 50 OHMS

OPERATING TEMP RANGE \_\_\_\_\_ -65°C TO +125°C

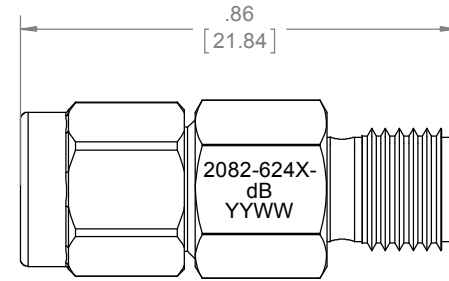
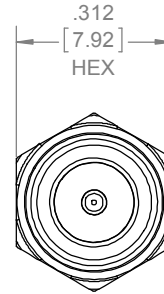
**MECHANICAL**

CONNECTOR BODIES \_\_\_\_\_ PASSIVATED STAINLESS STEEL  
 CENTER CONDUCTORS \_\_\_\_\_ GOLD PLATED BERYLLIUM COPPER  
 INSULATORS \_\_\_\_\_ PTFE (TEFLON) IAW ASTM-D1710  
 RESISTIVE ELEMENT \_\_\_\_\_ THIN FILM ON CERAMIC RESISTIVE CIRCUIT  
 NOT A HERMETIC SEALED UNIT  
 RECOMMENDED MATING TORQUE IS 7-8 in./Lbs. (0.8 to 0.9 Nm)

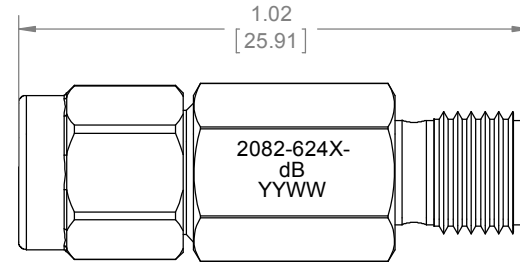
**MARKING**

PART LOOKS LIKE PRODUCT IMAGE ABOVE.  
 PART MARKING ORIENTATION AND FORMAT AS SHOWN.  
 REPLACE dB WITH APPROPRIATE TWO DIGIT dB VALUE.  
 MARKING TO BE AS LARGE AS POSSIBLE, CLEAR, READABLE.  
 YYWW EQUALS DATE CODE.

REVISIONS				
REV	DESCRIPTION	ECO #	DATE	APPROVED
H	REDRAWN IN SOLIDWORKS	14-294	8/22/14	T.KUHN



**00 THRU 12 dB**



**13 THRU 30 dB**

PART NUMBER	dB VALUES
2082-6240-dB	00 THRU 03
2082-6241-dB	04 THRU 06
2082-6242-dB	07 THRU 10
2082-6243-dB	11 THRU 20
2082-6244-dB	25 & 30

DRAWING PRACTICES PER ANSI-Y-14.5 MIL-STD-100 & 1000  
 DIMENSIONS ARE IN INCHES AND APPLY BEFORE / AFTER PROCESSING  
 SURFACE ROUGHNESS  $\mu$ INCHES **63**  
 FINISH:   
 SEE NOTE  
 MATERIAL:  
 SEE NOTE  
 NOTE:  
 THIS DRAWING INCORPORATES THIRD ANGLE PROJECTION.  
  
 INTERPRET IAW ANSI Y14.5-1982

UNLESS OTHERWISE SPECIFIED TOLERANCES IN:  
 DECIMALS INCH [MM]  
 .X" .05" [1.27]  
 .XX" .03" [.76]  
 .XXX" .010" [.25]  
 ANGLES ±0°30'  
 REMOVE ALL BURRS/SHARP W/ BREAK / R OF .003" TO .0005"  
 UNLESS OTHERWISE NOTED DIAS CONCENTRIC <.003 T.I.R.  
 DO NOT SCALE PRINT

QTY.	PART NUMBER	DESCRIPTION	ITEM NO.
X	2082-624X-dB	ATTENUATOR, SMA-m/f, DC-18 GHz, 2W	
1	TA-2082-6200-dBAU	ASSEMBLY, ATTENUATOR, SMA-m/f, DC-18 GHz, 2W, UNMARKED	1

DRAWN DATE  
**MCCORMICK** 8/21/14  
 CHECKED DATE  
**MCCORMICK** 8/21/14  
 ENG. APPR. DATE  
**T.KUHN** 8/21/14

Phone: 603-222-2256 Fax: 603-222-2259  
 150 Dow Street, Manchester, NH 03101  
 TITLE

THESE DRAWINGS AND SPECIFICATIONS ARE THE PROPERTY OF XMA CORP. OR OMNI SPECTRA AND SHALL NOT BE REPRODUCED, COPIED NOR USED - IN WHOLE OR IN PART - AS A BASIS FOR THE MANUFACTURE OR SALE OF OTHER ITEMS WITHOUT THE EXPRESS WRITTEN PERMISSION OF XMA CORP.

SIZE <b>B</b>	CAGE CODE <b>3HT76</b>	DRAWING NUMBER <b>2082-624X-dB</b>	REV <b>H</b>
SCALE	PLATED AREA SQ. IN	SHEET <b>1</b> OF <b>1</b>	