

SPECIFICATIONS

ELECTRICAL

FREQUENCY RANGE _____ DC - 18 GHz

ATTENUATION ACCURACY

0 - 6 dB _____ ±0.30 dB
 7 - 20 dB _____ ±0.50 dB
 21 - 30 dB _____ ±0.75 dB

VSWR

DC - 4 GHz _____ 1.15:1 MAX
 4 - 12.4 GHz _____ 1.25:1 MAX
 12.4 - 18 GHz _____ 1.35:1 MAX

INPUT POWER _____ 2 WATTS
 DERATES LINEARLY FROM 100% @ +25°C TO 10% @ 125°C

PEAK POWER _____ 500 WATTS
 (5µSec PULSE WIDTH, 0.01% DUTY CYCLE)

IMPEDANCE _____ 50 OHMS

OPERATING TEMP RANGE _____ -65°C TO +125°C

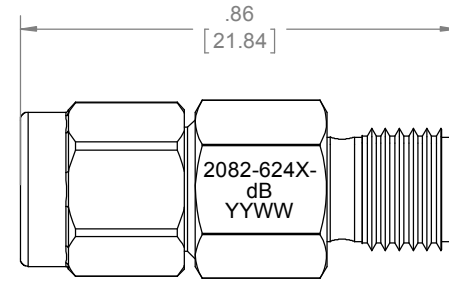
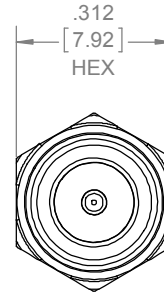
MECHANICAL

CONNECTOR BODIES _____ PASSIVATED STAINLESS STEEL
 CENTER CONDUCTORS _____ GOLD PLATED BERYLLIUM COPPER
 INSULATORS _____ PTFE (TEFLON) IAW ASTM-D1710
 RESISTIVE ELEMENT _____ THIN FILM ON CERAMIC RESISTIVE CIRCUIT
 NOT A HERMETIC SEALED UNIT
 RECOMMENDED MATING TORQUE IS 7-8 in./Lbs. (0.8 to 0.9 Nm)

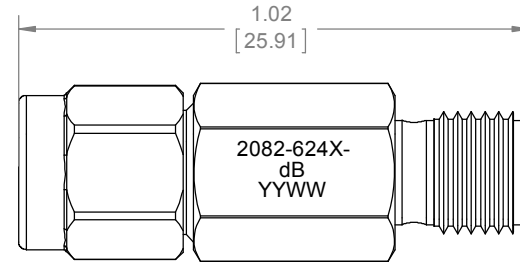
MARKING

PART LOOKS LIKE PRODUCT IMAGE ABOVE.
 PART MARKING ORIENTATION AND FORMAT AS SHOWN.
 REPLACE dB WITH APPROPRIATE TWO DIGIT dB VALUE.
 MARKING TO BE AS LARGE AS POSSIBLE, CLEAR, READABLE.
 YYWW EQUALS DATE CODE.

REVISIONS				
REV	DESCRIPTION	ECO #	DATE	APPROVED
H	REDRAWN IN SOLIDWORKS	14-294	8/22/14	T.KUHN



00 THRU 12 dB



13 THRU 30 dB

PART NUMBER	dB VALUES
2082-6240-dB	00 THRU 03
2082-6241-dB	04 THRU 06
2082-6242-dB	07 THRU 10
2082-6243-dB	11 THRU 20
2082-6244-dB	25 & 30

DRAWING PRACTICES PER ANSI-Y-14.5 MIL-STD-100 & 1000
 DIMENSIONS ARE IN INCHES AND APPLY BEFORE / AFTER PROCESSING
 SURFACE ROUGHNESS μ INCHES **63**
 FINISH:
 SEE NOTE
 MATERIAL:
 SEE NOTE
 NOTE:
 THIS DRAWING INCORPORATES THIRD ANGLE PROJECTION.

 INTERPRET IAW ANSI Y14.5-1982

UNLESS OTHERWISE SPECIFIED TOLERANCES IN:
 DECIMALS INCH (MM)
 .X" .05" [1.27]
 .XX" .03" [.76]
 .XXX" .010" [.25]
 ANGLES ±0°30'
 REMOVE ALL BURRS/SHARP W/ BREAK / R OF .003" TO .0005"
 UNLESS OTHERWISE NOTED DIAS CONCENTRIC <.003 T.I.R.
 DO NOT SCALE PRINT

QTY.	PART NUMBER	DESCRIPTION	ITEM NO.
X	2082-624X-dB	ATTENUATOR, SMA-m/f, DC-18 GHz, 2W	
1	TA-2082-6200-dBAU	ASSEMBLY, ATTENUATOR, SMA-m/f, DC-18 GHz, 2W, UNMARKED	1

DRAWN DATE
MCCORMICK 8/21/14
 CHECKED DATE
MCCORMICK 8/21/14
 ENG. APPR. DATE
T.KUHN 8/21/14



Phone: 603-222-2256 Fax: 603-222-2259
 150 Dow Street, Manchester, NH 03101
 TITLE

ATTENUATOR, SMA-m/f, DC-18 GHz, 2W

SIZE	CAGE CODE	DRAWING NUMBER	REV
B	3HT76	2082-624X-dB	H
SCALE	PLATED AREA SQ. IN	SHEET 1 OF 1	